

---

Subject: Howto for eventdisplay

Posted by [MartinJGaluska](#) on Tue, 23 Dec 2014 16:29:33 GMT

[View Forum Message](#) <> [Reply to Message](#)

---

Hello,

I know that it is possible to hide individual geometry modules from being visualized in the event display. However, doing this by hand every time is quite tedious. Is there some way of doing this from within the macro itself?

I want to simulate events using the full detector geometry for testing purposes, but only want to visualize the FTS.

Kind regards and happy holidays,

Martin

---

---

Subject: Re: Howto for eventdisplay

Posted by [MartinJGaluska](#) on Tue, 23 Dec 2014 16:36:24 GMT

[View Forum Message](#) <> [Reply to Message](#)

---

I forgot to mention my second question:

Is there a way to know which visualized particle track in the FairEventManager has which index in the TClonesArray of the MC truth tracks?

---

---

Subject: Re: Howto for eventdisplay

Posted by [Shyam Kumar](#) on Thu, 25 Dec 2014 06:40:34 GMT

[View Forum Message](#) <> [Reply to Message](#)

---

Hi Martin,

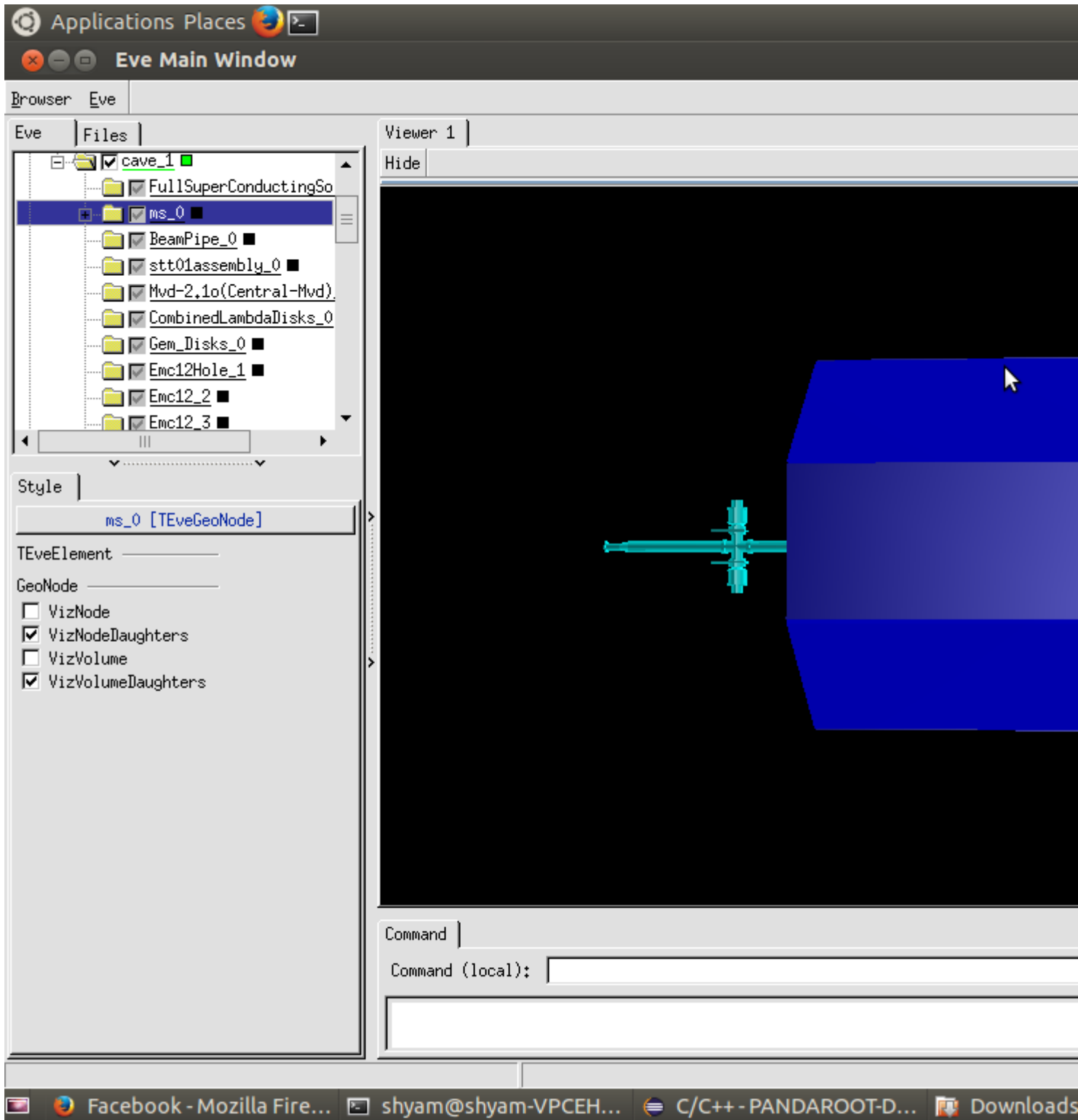
I have seen the event display, then I got there is some thing like VizVolumedaughters (see in screen shots), vizvolume etc. If I deselect it for a volume that becomes invisible attached screen shots. There should be some function in class corresponding to it in GeoNode (or in other class eclipse user can easily find) as it is showing just above it. Some one expert in the c++ classes (I don't know how to put) can put this in the code then the selected volume can be removed. I think It should work.

Shyam

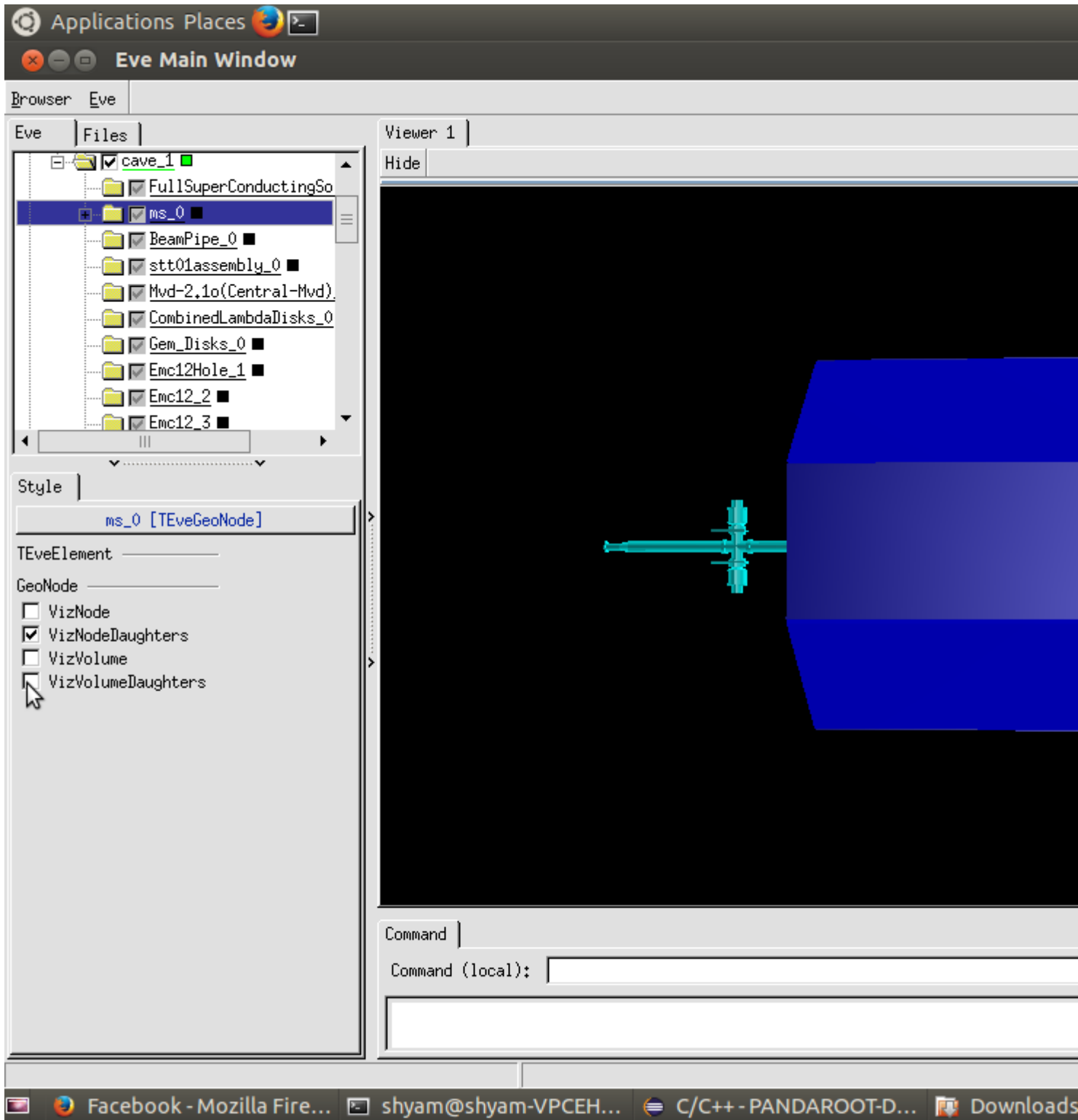
### File Attachments

1) [Screenshot from 2014-12-25 11:50:57.png](#), downloaded 886 times

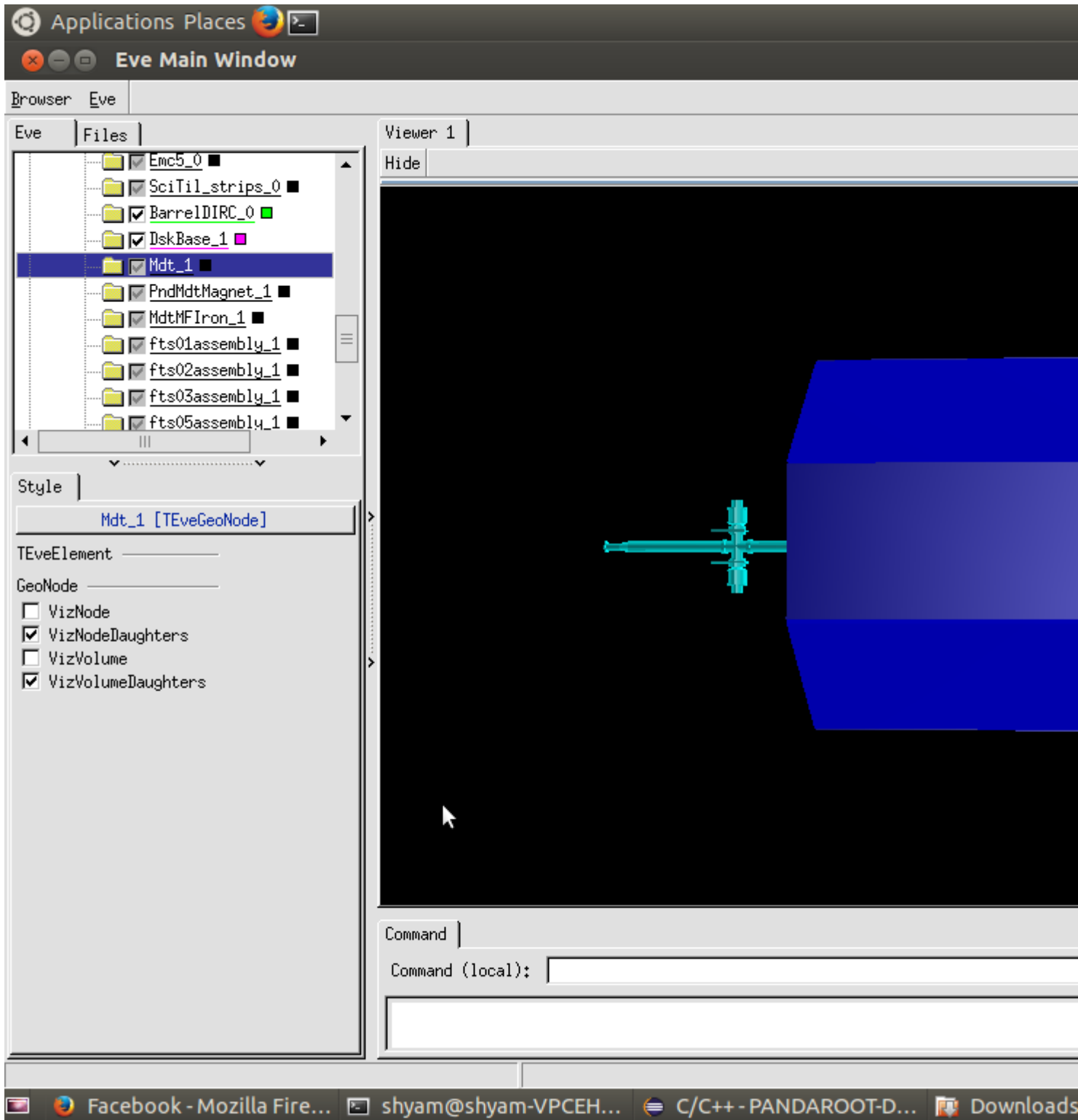
---



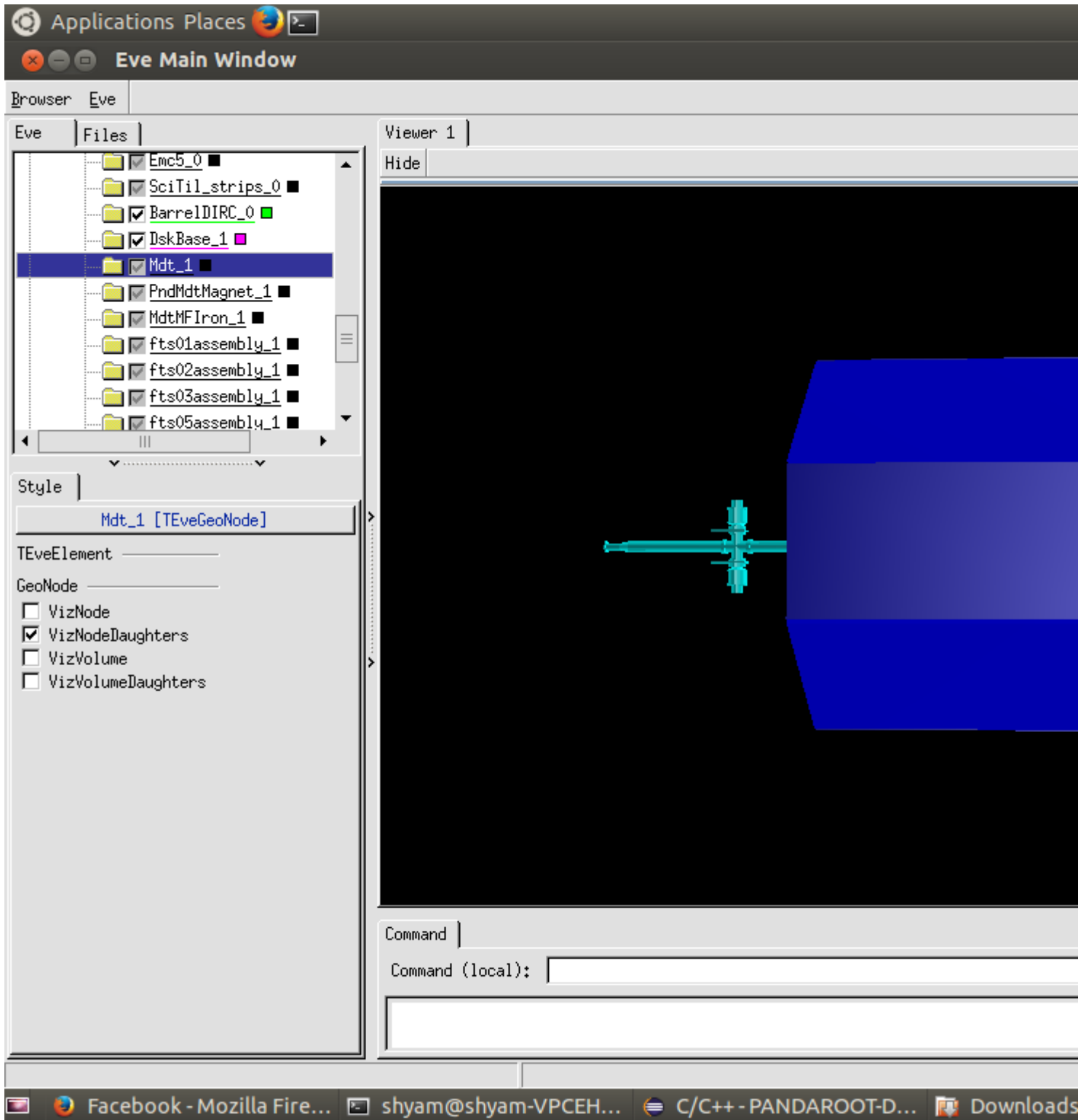
2) [Screenshot from 2014-12-25 11:51:08.png](#), downloaded 846 times



3) [Screenshot from 2014-12-25 11:52:13.png](#), downloaded 864 times



4) [Screenshot from 2014-12-25 11:52:22.png](#), downloaded 832 times



---

Subject: Re: Howto for eventdisplay

Posted by [asanchez](#) on Tue, 13 Jan 2015 16:56:15 GMT

[View Forum Message](#) <> [Reply to Message](#)

---

Hi, here there is a simple solution by using the macro, even if you still need to make use later of the Eve Main window.

so I suppose you are using as a reference the event display. C macro from trunk/macro/run

so after the line fMan->Init()

you should get rid of the TopVolume, which in this case is "cave"

```
TGeoVolume* top = gGeoManager->GetTopVolume();
```

then let's assume you have used emc fts ftof as detector volumes in your simulation.

That means, that if you only want to visualise the FTS, you should set the visibility of the emc and ftof to zero.

first of all, since you have now a hierarchy of volumes inside the the Top Volume called "cave", you should have first access to the single volumes you want to hide or make invisible.

For that you should know the name of the volume, that is the name which appears when you go to the menu of Eve Main window, on the left upper part, the following structure looks like

```
window Manger  
Viewers  
Scenes  
FairEventManager,
```

if you go to scenes->Geometry Scene -> cave\_1->list of the volumes

take the name of the volume you want to hide as it appears there as string.

then,

```
TGeoNode* targ = top->FindNode("Realtop_0");  as example of the volume 1 I want to hide  
TGeoNode* tg = top->FindNode("TargetComplex_0"); as example of the volume 2 I want to  
hide  
targ->SetAllInvisible();  
tg->SetAllInvisible();
```

then execute your macro as usual, you will see the Eve Main window again, with no changes apparently.

then go to scenes, Geometry Scene, cave\_1, and click there.

below it appears the menu corresponding to the cave volume, as soon as you increase VisLevel, the volumes you have selected in the macro to be invisible will disappear from the scene window.

I hope it works, unfortunately I have not found a better and direct way to do it.

bst regards

alicia.

---

Subject: Re: Howto for eventdisplay  
Posted by [MartinJGaluska](#) on Tue, 13 Jan 2015 17:30:58 GMT  
[View Forum Message](#) <> [Reply to Message](#)

---

Thank you very much. Your method works and I will use it.

I was hoping I could find a way to make first everything invisible and then only make visible what I am actually interested in. (This would be more convenient than hiding almost all subdetectors.)

I tried this:

```
// everything invisible
TGeoNode* cave = gGeoManager->GetTopNode();
cave->SetAllInvisible();
```

But it does not actually seem to do anything. Any ideas?

---

---

Subject: Re: Howto for eventdisplay  
Posted by [asanchez](#) on Tue, 13 Jan 2015 17:44:32 GMT  
[View Forum Message](#) <> [Reply to Message](#)

---

I'm glad to hear that .  
As much as the second possibility concerns Could you specify, please?

---

---

Subject: Re: Howto for eventdisplay  
Posted by [MartinJGaluska](#) on Tue, 13 Jan 2015 17:54:01 GMT  
[View Forum Message](#) <> [Reply to Message](#)

---

I expected / hoped that this piece of code

```
// everything invisible (does not actually do anything)
TGeoNode* cave = gGeoManager->GetTopNode();
cave->SetAllInvisible();
```

would select all daughter volumes invisible. And then I would only need to make the fts volumes visible (instead of hiding everything which I do not want to see).

Actually, the code quoted above does not hide any volumes at all.

Kind regards,  
Martin

---

---

Subject: Re: Howto for eventdisplay  
Posted by [asanchez](#) on Tue, 13 Jan 2015 17:58:01 GMT  
[View Forum Message](#) <> [Reply to Message](#)

---

I'm afraid you should apply again the nasty trick again  
Namely increase the vislevel once by hand so that it activates the changes made by the  
macro. Let me know if it works  
Cheers Alicia.

---

---

Subject: Re: Howto for eventdisplay  
Posted by [MartinJGaluska](#) on Tue, 13 Jan 2015 18:05:50 GMT  
[View Forum Message](#) <> [Reply to Message](#)

---

Changing the vis level did not do the trick.

---