

---

Subject: [SOLVED]Eta Prime decay via rho dilepton  
Posted by [Michael Kunkel](#) on Sun, 25 Aug 2013 22:14:38 GMT  
[View Forum Message](#) <> [Reply to Message](#)

---

Greetings,

I am trying to simulate the reaction  $g + p \rightarrow p \eta'$ ;  $\eta' \rightarrow \rho$  dilepton;  $\rho \rightarrow \pi^+ \pi^-$ .

When I do this I have to set a `PInclusiveModel` for the dilepton, or there is no distribution. Here is a plot without setting a `PInclusiveModel`.

The problem is when setting this `PInclusiveModel`, the invariant mass of  $\pi^+\pi^-$  is not longer rho but instead a distribution.

Here is a working code.

```
##include "loadPluto.h";
//Author Michael C. Kunkel
#include "TH1.h"
#include "TH2.h"
#include "TH3.h"
#include "TChain.h"
#include "TCanvas.h"
#include "TF1.h"
#include "/Users/Mike/Pluto/pluto_v5.42/src/PParticle.h"
#include "/Users/Mike/Pluto/pluto_v5.42/src/PReaction.h"
#include "/Users/Mike/Pluto/pluto_v5.42/src/PBeamSmearing.h"
#include "/Users/Mike/Pluto/pluto_v5.42/src/PAnyDistribution.h"

void SIMULATE_EtaPrime_Dalitz(){

    makeStaticData()->AddDecay(-1, "eta' -> rho0 + dilepton ", "eta'", "rho0,dilepton",0.0009);

    //TF1 object representing the di-lepton statistics:
    TF1 *flat = new TF1("flat","1",0,1);

    //The "PInclusiveModel" can be used as a generator:
    PInclusiveModel *dilepton_generator = new
    PInclusiveModel("flat@eta'_to_rho0_dilepton/generator","Dilepton generator",-1);

    //The distribution template:
    dilepton_generator->Add("eta',parent");
    dilepton_generator->Add("rho0,daughter");
    dilepton_generator->Add("dilepton,daughter,primary");
    dilepton_generator->SetSampleFunction(flat);

    //Enable distribution as a generator
```

```

//dilepton_generator->EnableGenerator();
makeDistributionManager()->Add(dilepton_generator);

double ebeam_min = 1.1725;
double ebeam_max = 5.44575;
PBeamSmearing *beam_smear = new PBeamSmearing("beam_smear", "Beam smearing");
TF1* beam_smear_fn = new TF1("beam_smear_fn", "1./x", ebeam_min, ebeam_max);

beam_smear->SetReaction("g + p");
beam_smear->SetMomentumFunction(beam_smear_fn);
makeDistributionManager()->Add(beam_smear);

gROOT->Reset();
//PUtils::SetSeed(123); //this is to have a fixed SEED. By default, the systime is used...

PReaction my_reaction("_P1 = 2.2", "g", "p", "p eta' [dilepton [e+ e-] rho0 [pi+
pi-]]", "etaP_Aphi", 1, 0, 1, 1);

TH1F * histo2 = new TH1F ("histo2", "IM e+ e-", 100, 0.0, 0.4);
TH1F * histo3 = new TH1F ("histo3", "IM pi+ pi-", 100, 0.0, 1);

my_reaction.Preheating(100);

my_reaction.Do(histo2, "_w =1;_x = ([dilepton])->M() ");
my_reaction.Do(histo3, "_w =1;_x = ([pi+] + [pi-])->M() ");
my_reaction.Loop(10000);

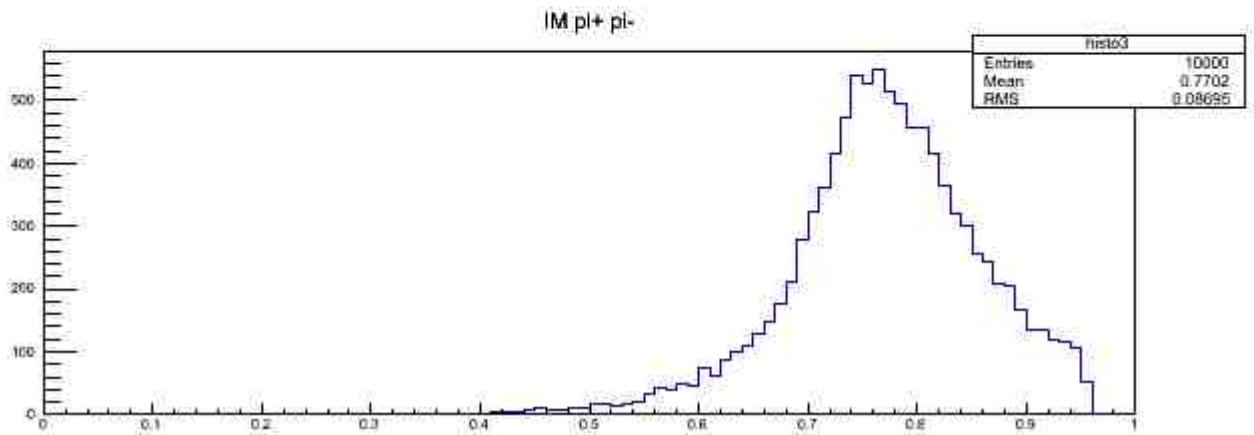
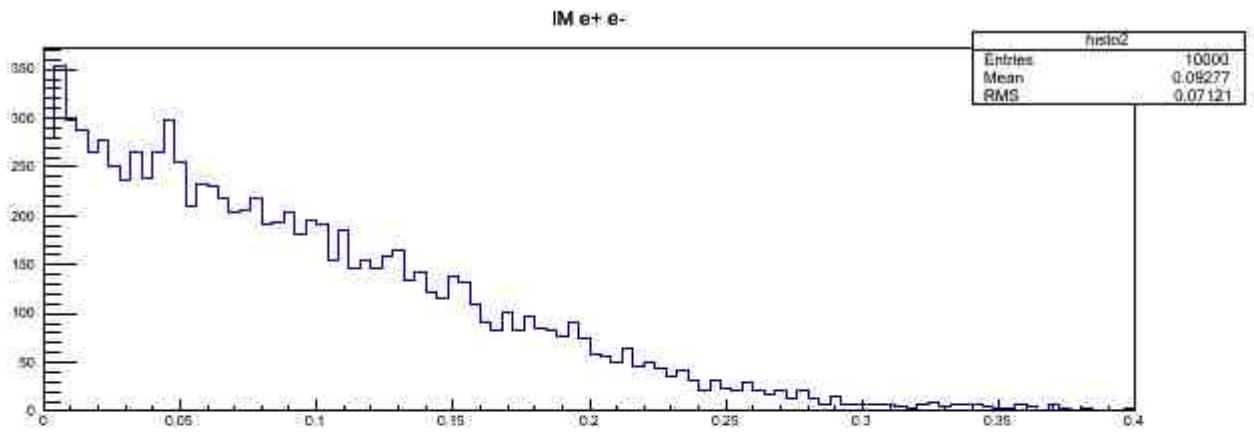
TCanvas *c1 = new TCanvas("c1", "c1");
c1->Divide(1, 2);
c1->cd(1);
histo2->Draw();
c1->cd(2);
histo3->Draw();
c1->Print("mass_spectrum.jpeg");

}

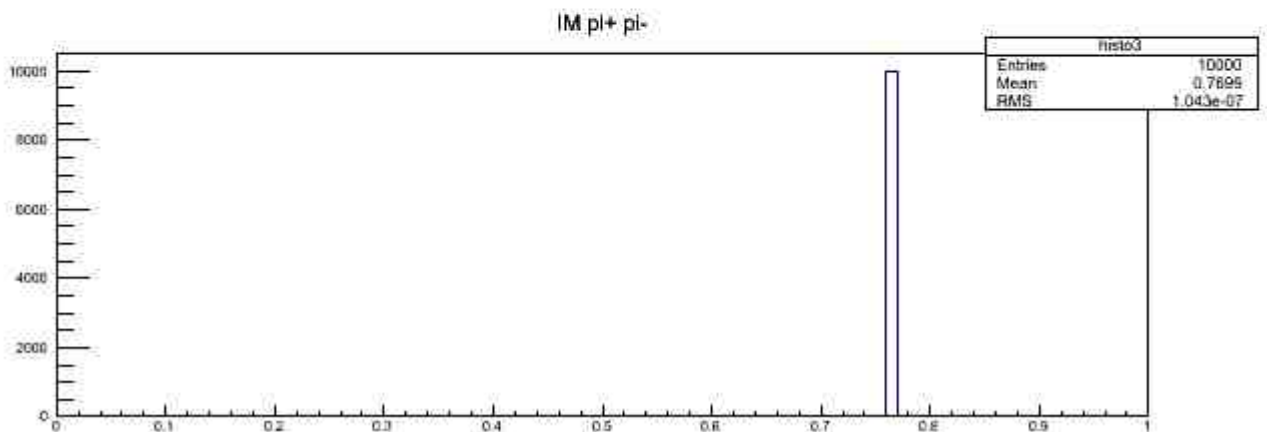
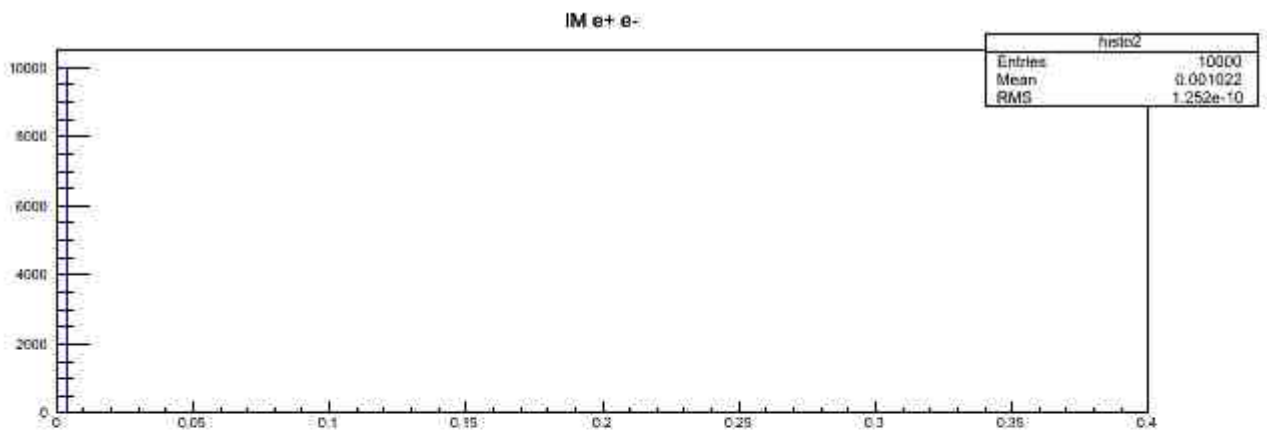
```

## File Attachments

1) [mass\\_spectrum.jpeg](#), downloaded 2149 times



2) [mass\\_spectrum\\_nodilep\\_dist.jpeg](#), downloaded 2228 times



I worked around it by

```
##include "loadPluto.h";
//Author Michael C. Kunkel
#include "TH1.h"
#include "TH2.h"
#include "TH3.h"
#include "TChain.h"
#include "TCanvas.h"
#include "TF1.h"
#include "/Users/Mike/Pluto/pluto_v5.42/src/PParticle.h"
#include "/Users/Mike/Pluto/pluto_v5.42/src/PReaction.h"
#include "/Users/Mike/Pluto/pluto_v5.42/src/PBeamSmearing.h"
#include "/Users/Mike/Pluto/pluto_v5.42/src/PAnyDistribution.h"

void SIMULATE_EtaPrime_Dalitz(){
  Double_t m_rho = makeStaticData()->GetParticleMass("rho0");
  makeStaticData()->AddParticle(-1,"X", m_rho);
  makeStaticData()->AddDecay(-1,"X -> pi+ + pi-", "X", "pi+,pi-", 1.);
  //makeStaticData()->AddDecay(-1, "eta' -> rho0 + dilepton ", "eta'", "rho0,dilepton",0.0009);
  makeStaticData()->AddDecay(-1, "eta' -> X + dilepton ", "eta'", "X,dilepton",0.0009);

  //TF1 object representing the di-lepton statistics:
  TF1 *flat = new TF1("flat","1",0,1);

  //The "PInclusiveModel" can be used as a generator:
  PInclusiveModel *dilepton_generator = new
  PInclusiveModel("flat@eta'_to_rho0_dilepton/generator","Dilepton generator",-1);

  //The distribution template:
  dilepton_generator->Add("eta',parent");
  dilepton_generator->Add("X,daughter");
  dilepton_generator->Add("dilepton,daughter,primary");
  dilepton_generator->SetSampleFunction(flat);

  //Enable distribution as a generator
  //dilepton_generator->EnableGenerator();
  makeDistributionManager()->Add(dilepton_generator);

  double ebeam_min = 1.1725;
  double ebeam_max = 5.44575;
  PBeamSmearing *beam_smear = new PBeamSmearing("beam_smear", "Beam smearing");
  TF1* beam_smear_fn = new TF1("beam_smear_fn", "1./x", ebeam_min, ebeam_max);

  beam_smear->SetReaction("g + p");
  beam_smear->SetMomentumFunction(beam_smear_fn);
  makeDistributionManager()->Add(beam_smear);
```

```

gROOT->Reset();
//PUtils::SetSeed(123); //this is to have a fixed SEED. By default, the systime is used....

PReaction my_reaction("_P1 = 2.2","g","p","p eta' [dilepton [e+ e-] X [pi+
pi-]]","etaP_Aphi",1,0,1,1);

TH1F * histo2 = new TH1F ("histo2","IM e+ e-",100,0.0,0.4);
TH1F * histo3 = new TH1F ("histo3","IM pi+ pi-",100,0.0,1);

my_reaction.Preheating(100);

my_reaction.Do(histo2,"_w =1;_x = ([dilepton])->M() ");
my_reaction.Do(histo3,"_w =1;_x = ([pi+] + [pi-])->M() ");
my_reaction.Loop(10000);

TCanvas *c1 = new TCanvas("c1","c1");
c1->Divide(1,2);
c1->cd(1);
histo2->Draw();
c1->cd(2);
histo3->Draw();
c1->Print("mass_spectrum_nodilep_dist.jpeg");

}

```

---

**Subject: Re: [SOLVED]Eta Prime decay via rho dilepton**  
 Posted by [Ingo Fröhlich](#) on Wed, 28 Aug 2013 09:49:02 GMT  
[View Forum Message](#) <> [Reply to Message](#)

I don't think that we have a model for eta' -> dilepton + rho0 in hand. If you use a "generator" model for the dilepton, it does not use the M1-model for Breit-Wigner-sampling of the daughter, but a fixed mass.

PS: if you use "/generator", it does not use the PInclusiveModel as a primary one. Pluto might be confused about this. "/generator" is normally used together with a primary model in weighting mode.