

---

Subject: PndKinVtxFitter Resoulution

Posted by [Simone Esch](#) on Mon, 29 Jul 2013 12:57:47 GMT

[View Forum Message](#) <> [Reply to Message](#)

---

Hello!

I tried to do a resolution plot for my PndKinVtxFitter Vertex Resolution.

If I understand correctly the distance is in cm. If this is true I have a vertex resolution in the order of mm which is in my opinion really bad.

Maybe I compare the wrong values with each other. Can someone have a look at my code?

Best regards

Simone

What I did:

```
lambda2.Cleanup();
lambda2.Combine(protonplus, pionminus); // Daugther 0 proton, Daughter 1 pion
lambda2.SetType(3122);

// *****
// PndKinVtxFitter
// *****
double smallestchi2 =100000000000;
int indexofsmallestchi2 =-1;
RhoCandidate* lambdaPndKinVtxFitterfit;

for(int k=0;k < lambda2.GetLength();k++)
{
  PndKinVtxFitter kinvtxfitter(lambda2[k]);
  kinvtxfitter.AddMassConstraint(1.115);
  kinvtxfitter.Fit();
  if(kinvtxfitter.GetChi2()< smallestchi2 && kinvtxfitter.GetChi2() > 0)
  {
    smallestchi2= kinvtxfitter.GetChi2();
    indexofsmallestchi2=k;
    lambdaPndKinVtxFitterfit=lambda2[k]->GetFit();
    std::cout << "smallest chi2 " << smallestchi2<< std::endl;
  }
}

if(indexofsmallestchi2!=-1)
{
  fLambdaMassPndKinVtxFitter->Fill((lambdaPndKinVtxFitterfit->Daughter(0)->P4()+lambdaPnd
KinVtxFitterfit->Daughter(1)->P4()).M());
  fLambdaMassPndKinVtxFitterChi2->Fill(smallestchi2);

  fPndKinVtxFitter_VertexRes_X->Fill(lambdaPndKinVtxFitterfit->Daughter(0)->GetPosition().X()
-lambda2[indexofsmallestchi2]->Daughter(0)->GetMcTruth()->GetPosition().X());
}
```

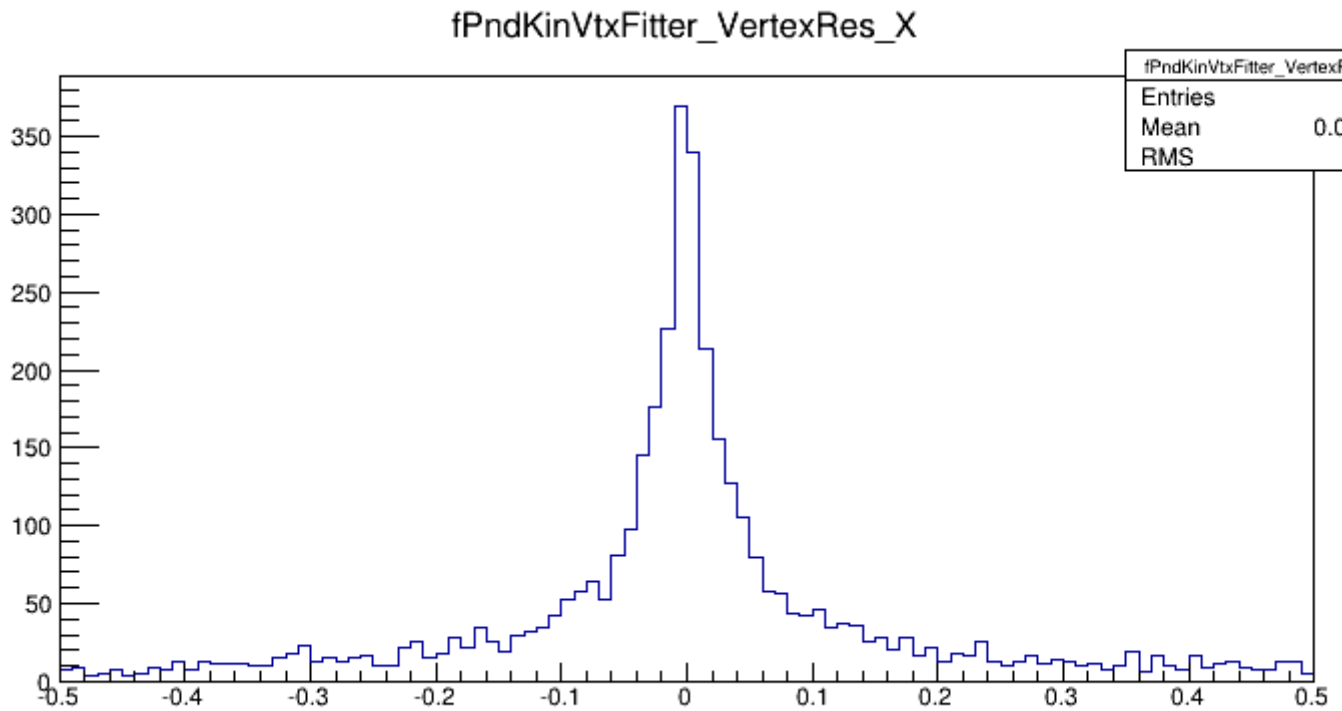
```
fPndKinVtxFitter_VertexRes_Y->Fill(lambdaPndKinVtxFitterfit->Daughter(0)->GetPosition().Y()  
-lambda2[indexofsmallestchi2]->Daughter(0)->GetMcTruth()->GetPosition().Y());
```

```
fPndKinVtxFitter_VertexRes_Z->Fill(lambdaPndKinVtxFitterfit->Daughter(0)->GetPosition().Z()-  
lambda2[indexofsmallestchi2]->Daughter(0)->GetMcTruth()->GetPosition().Z());  
}
```

## File Attachments

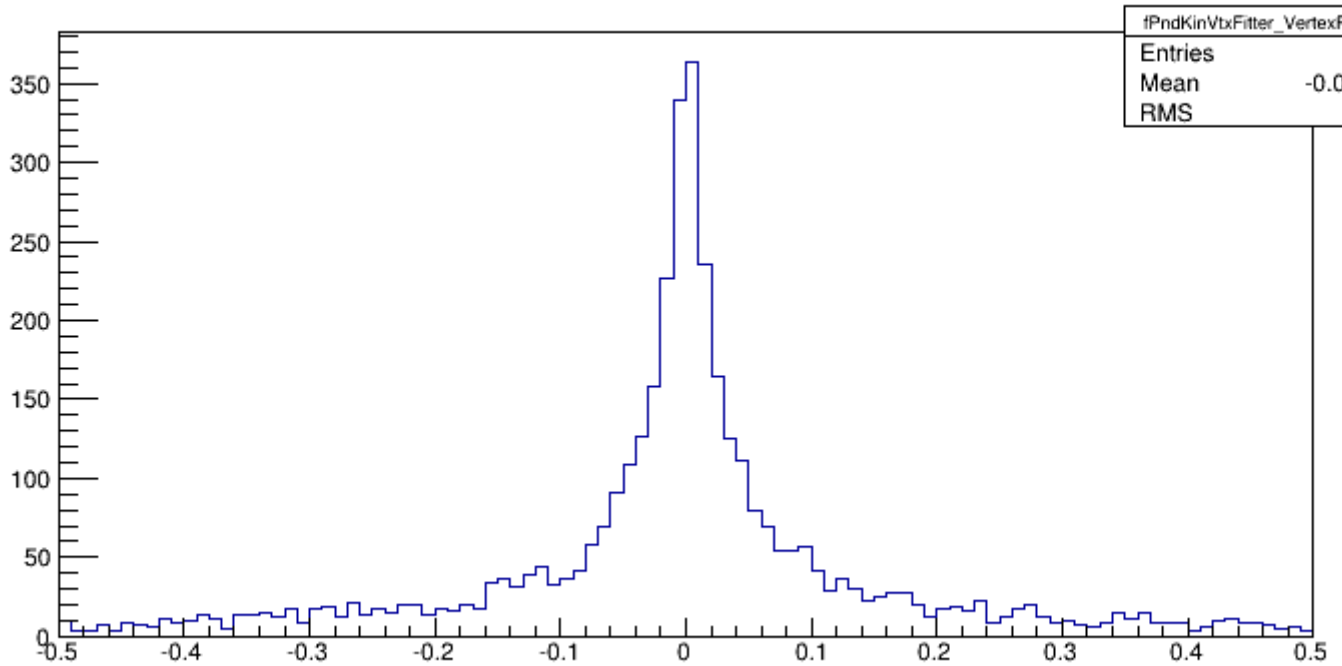
---

1) [resx.png](#), downloaded 1301 times



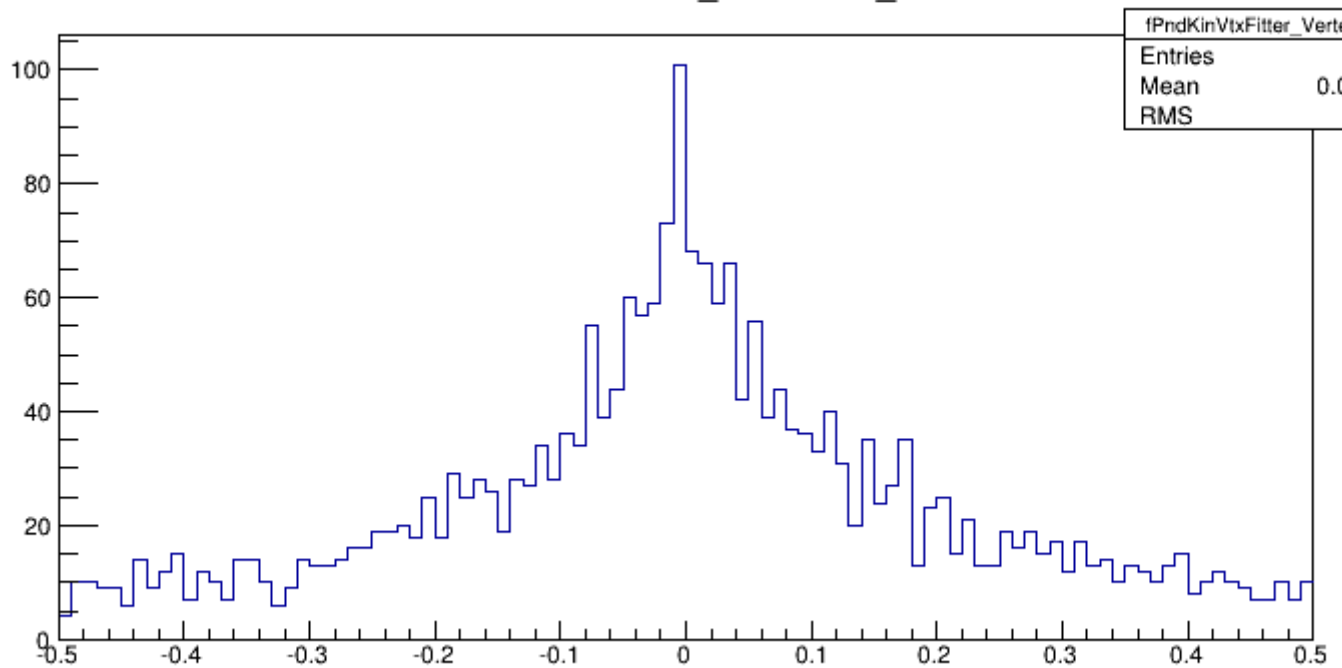
2) [resy.png](#), downloaded 1367 times

fPndKinVtxFitter\_VertexRes\_Y



3) [resz.png](#), downloaded 1300 times

fPndKinVtxFitter\_VertexRes\_Z



---

Subject: Re: PndKinVtxFitter Resoultion

Posted by [Klaus Götzen](#) on Mon, 29 Jul 2013 14:07:42 GMT

[View Forum Message](#) <> [Reply to Message](#)

Hi Simone,

your code looks ok for me.

Since you are considering Lambdas, which have a quite large lifetime a fly quite long, I wouldn't expect a vertex resolution as good as for short living particles like D's decaying within the MVD.

It would be helpful to take a look to the vertex distance from the IP and study the resolution depending on that. You could also fit the mean lifetime of your Lambda candidates and compare it to the PDG value.

Best regards,  
Klaus

---

---

Subject: Re: PndKinVtxFitter Resoultion  
Posted by [Stefano Spataro](#) on Mon, 29 Jul 2013 16:12:13 GMT  
[View Forum Message](#) <> [Reply to Message](#)

---

I would suggest however to check this topic:

[https://forum.gsi.de/index.php?t=tree&th=3901&start=0&rid=306&S=6c581bdc6201b7db71a4ed85c62e1a47#page\\_top](https://forum.gsi.de/index.php?t=tree&th=3901&start=0&rid=306&S=6c581bdc6201b7db71a4ed85c62e1a47#page_top)

and to use PndChiVtxFitter, which seems to produce better results. Atleast we could have a term of comparison.

---

---

Subject: Re: PndKinVtxFitter Resoultion  
Posted by [Simone Esch](#) on Tue, 30 Jul 2013 13:41:46 GMT  
[View Forum Message](#) <> [Reply to Message](#)

---

Hello Stefano

I used the PndChiVtxFitter and got the following pictures:

They look even worse.

The Chi2 distribution looks even more strange (this is the distribution of all chi2, not just the best chi2 per event. )

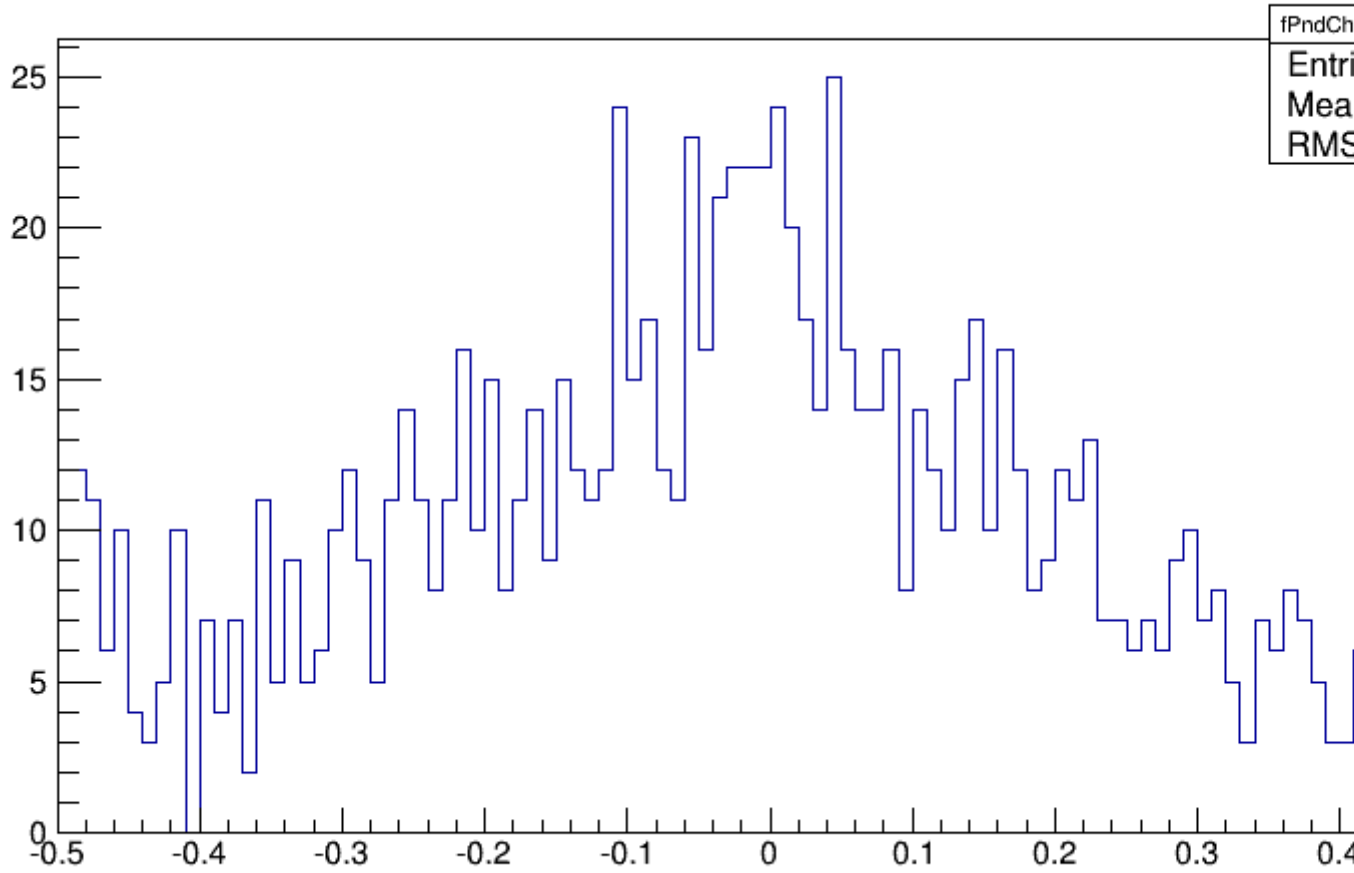
Best regards

Simone

File Attachments

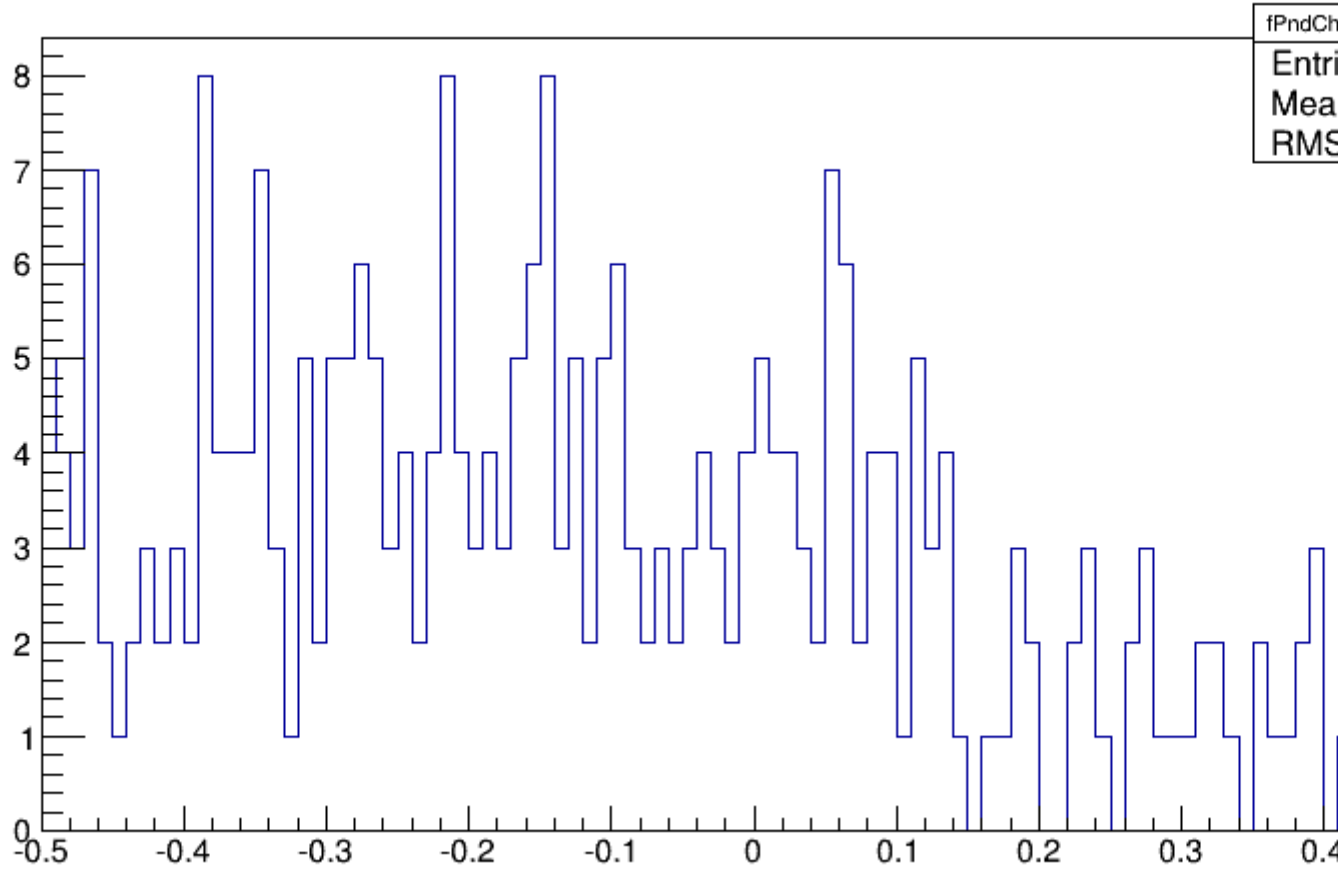
1) [pndchivtxfitter\\_rex.png](#), downloaded 1159 times

fPndChiVtxFitter\_VertexRes\_X



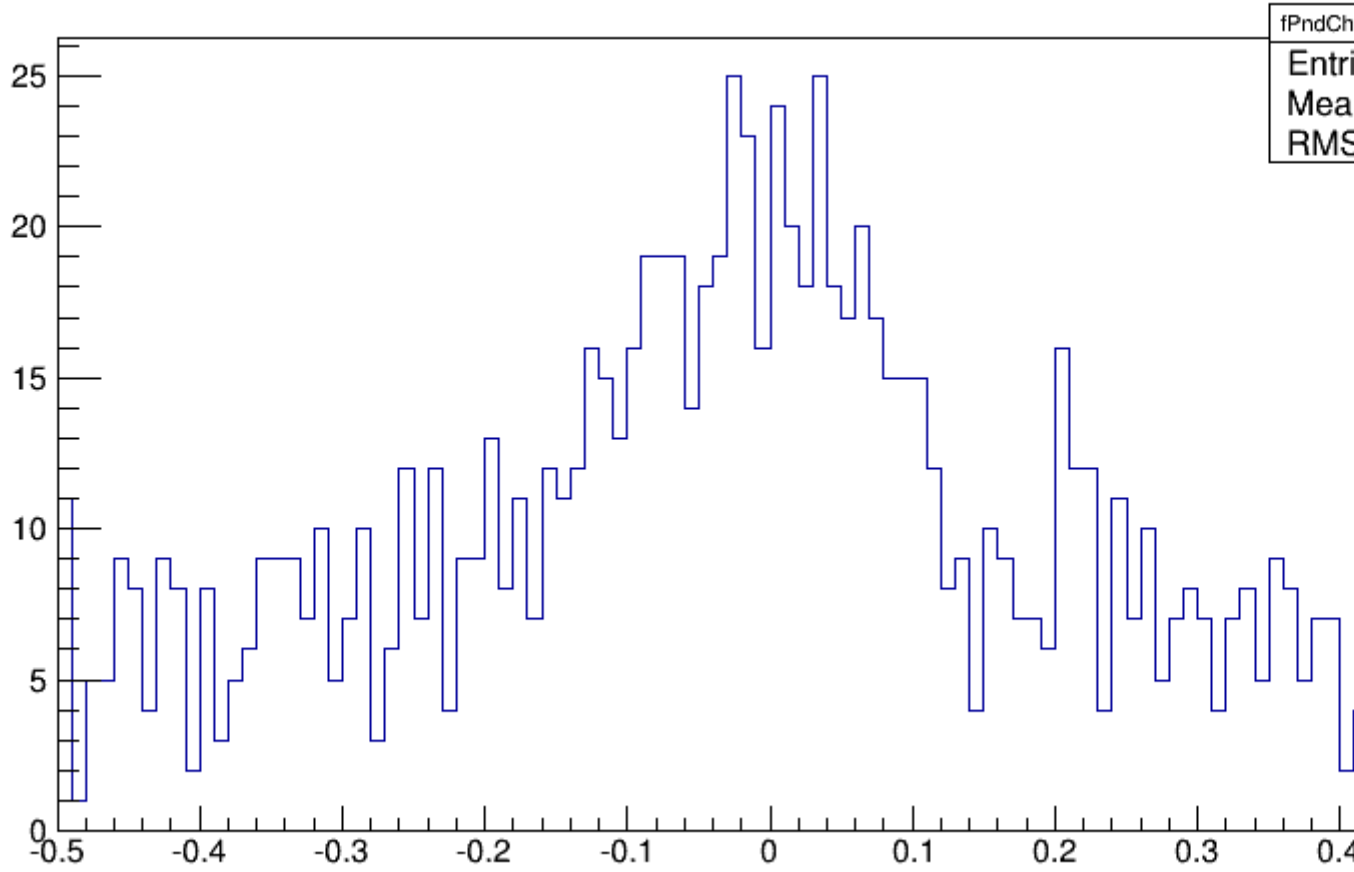
2) [pndchivtxfitter\\_resz.png](#), downloaded 1109 times

# fPndChiVtxFitter\_VerexRes\_Z



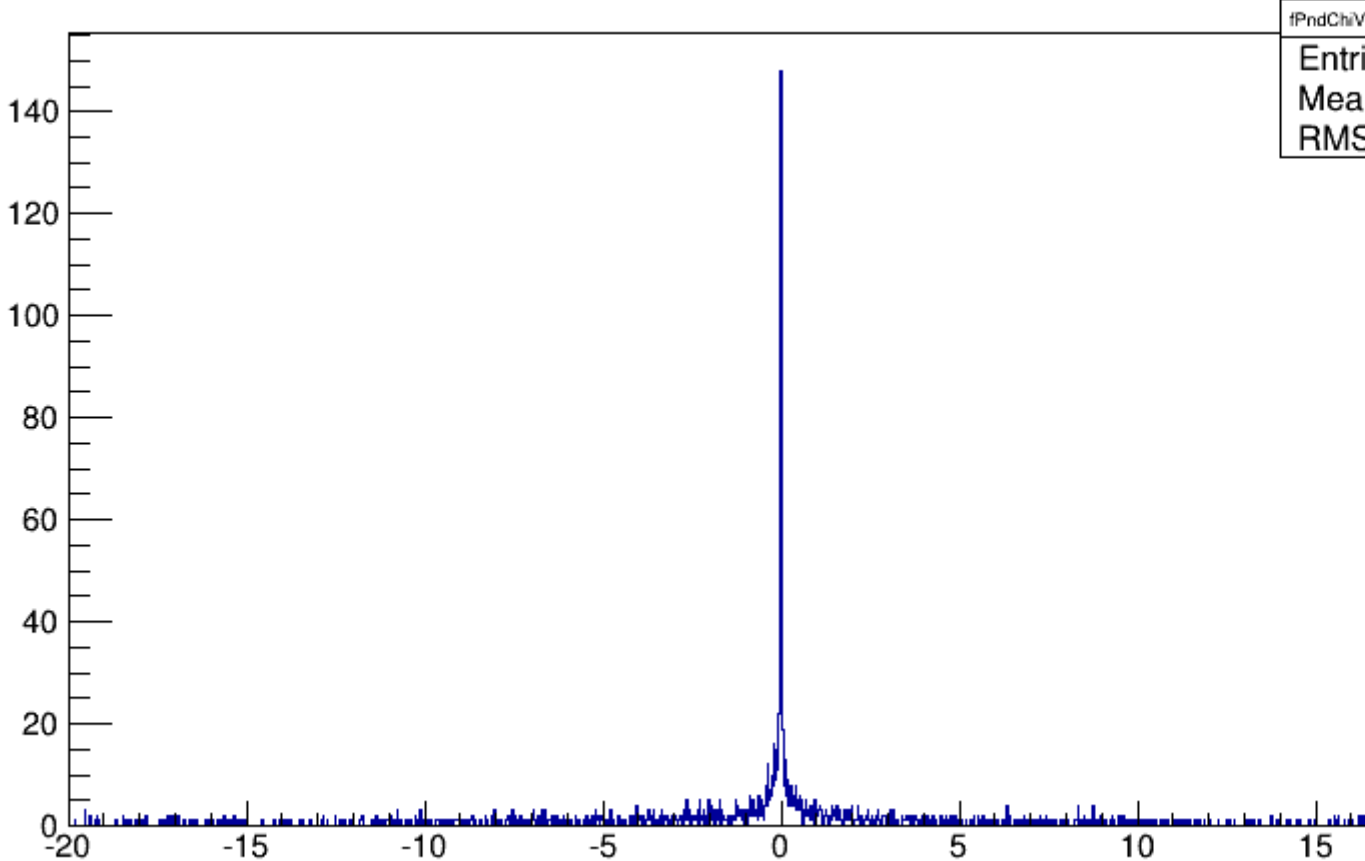
3) [pndchivtxfitter\\_resy.png](#), downloaded 1095 times

# fPndChiVtxFitter\_VertexRes\_Y



4) [pndchivtxfitter\\_chi2.png](#), downloaded 1150 times

## fPndChiVtxFitter\_Chi2\_distribution\_all



---

Subject: Re: PndKinVtxFitter Resoultion

Posted by [Stefano Spataro](#) on Wed, 31 Jul 2013 06:37:11 GMT

[View Forum Message](#) <> [Reply to Message](#)

---

Have you used the updated version? There was a small bug found by Layra that I fixed in svn a couple of days ago.

---

Subject: Re: PndKinVtxFitter Resoultion

Posted by [Simone Esch](#) on Wed, 31 Jul 2013 07:28:26 GMT

[View Forum Message](#) <> [Reply to Message](#)

---

I updated my PandaRoot this morning.

PndChiVtxFitter.cxx is now Rev. 20887. Due to the update I get slightly different numbers, but the same distributions

---

Subject: Re: PndKinVtxFitter Resoultion

Posted by [Stefano Spataro](#) on Tue, 06 Aug 2013 14:06:29 GMT

[View Forum Message](#) <> [Reply to Message](#)

Is it possible that there are problems in retrieveing correctly the MC truth? Could you please check if the mc particles are really protons/pions and not something else?

---

---

Subject: Re: GetPosition()

Posted by [Simon Reiter](#) on Wed, 07 Aug 2013 09:36:08 GMT

[View Forum Message](#) <> [Reply to Message](#)

---

I have just a short question: Is GetPosition() returning the vertex of a particle? And if so, how is it calculated for each particle and do I have to use a fitter for better results?

Best regards  
Simon

---

---

Subject: Re: GetPosition()

Posted by [Ralf Kliemt](#) on Wed, 07 Aug 2013 09:50:28 GMT

[View Forum Message](#) <> [Reply to Message](#)

---

Hallo Simon,

GetPosition() and Pos() return the position where the current four-momentum of the particle is defined. The momentum direction will change if you define it at another place of the measured trajectory.

After a vertex fit the daughter particles will have their four-momenta defined at the decay vertex (that's the goal).

You may also (since yesterday) use GetDecayVertex() at your composite. You'll be returned a RhoVector3Err, which is basically a TVector3 and a 3x3 TMatrixD for the covariance.

Cheers  
Ralf

---