
Subject: Different geometry treatment in Geant3 and Geant4
Posted by [Tobias Stockmanns](#) on Wed, 20 Mar 2013 10:19:45 GMT
[View Forum Message](#) <> [Reply to Message](#)

Dear pandaRooters,

for the simulation of the additional Lambda disks I have created a root file coming from the CAD converter. If I use this file in Geant3 the inner ring of detectors of the second disk does not see any hit points while the first one sees all points. Doing the same in Geant4 I get from all detectors points.


Has anyone observed such a behavior before or even knows how to fix it?

Cheers,

Tobias

File Attachments

1) [LambdaDisks_Geant4.png](#), downloaded 1153 times

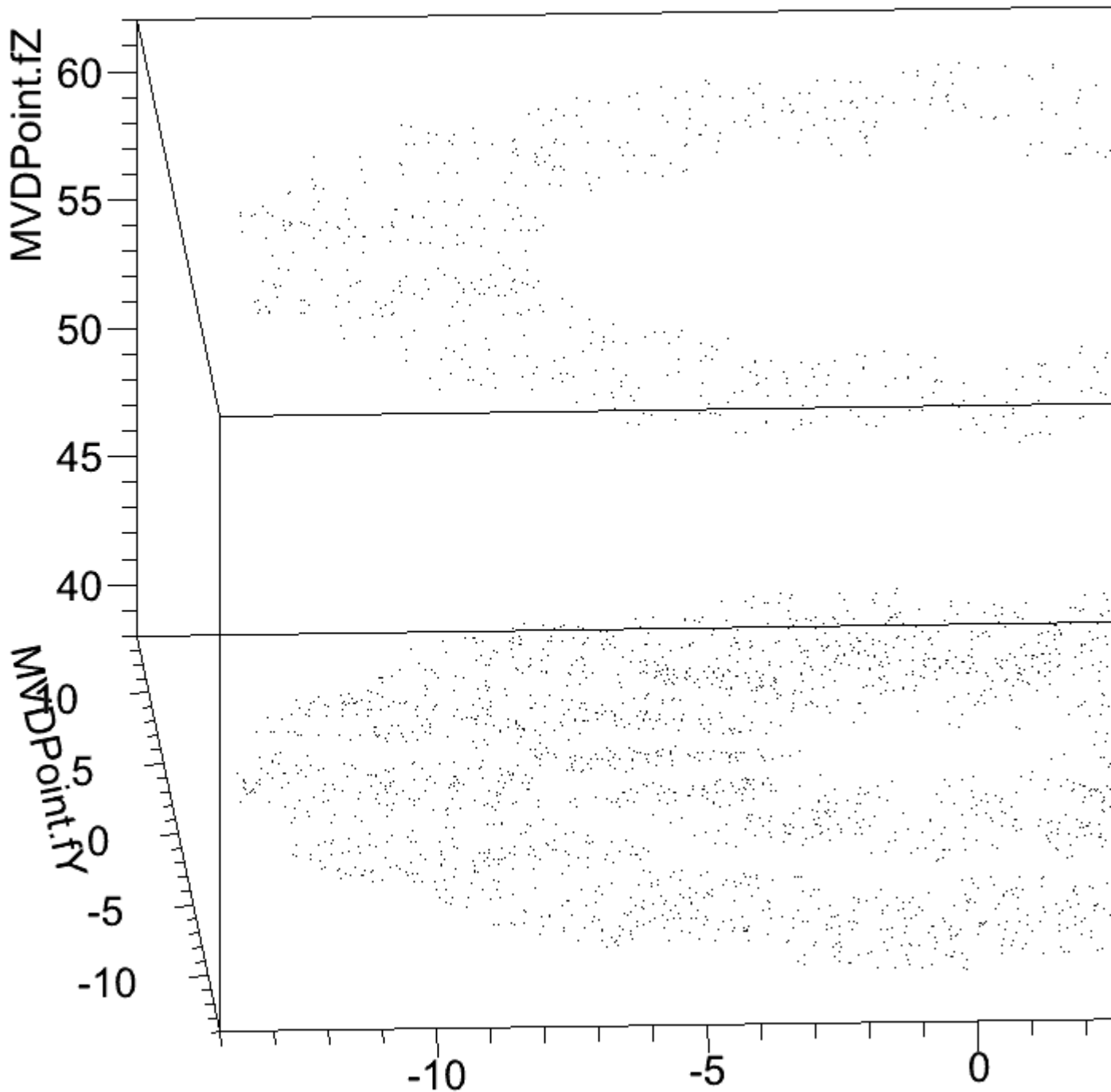


2) [LambdaDisks_Geant3.png](#), downloaded 1179 times



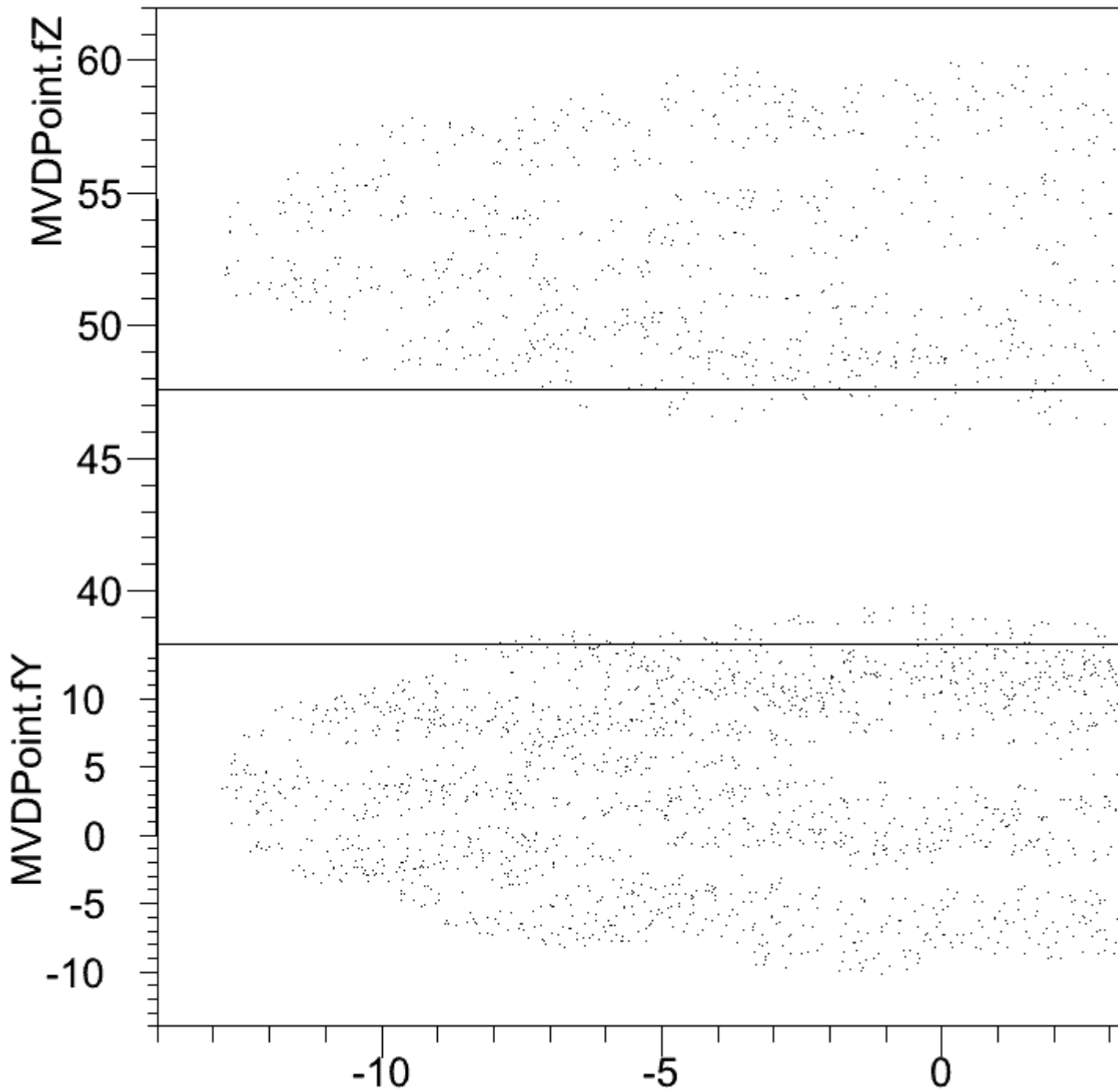
3) [LambdaDisks_Geant3_Hitpoints.png](#), downloaded 1257 times

MVDPoint.fZ:MVDPoint.fY:MVDPoint.fX



4) [LambdaDisks_Geant4_Hitpoints.png](#), downloaded 1197 times

MVDPoint.fZ:MVDPoint.fY:MVDPoint.f



Subject: Re: Different geometry treatment in Geant3 and Geant4
Posted by [Mohammad Al-Turany](#) on Wed, 20 Mar 2013 10:33:04 GMT
[View Forum Message](#) <> [Reply to Message](#)

Hi Tobias,

I could guess that it has to do with the level of assemblies. But can you tell me how to reproduce this? could you put the macro and the geometry in development branch or send them to me directly.

Mohammad

Subject: Re: Different geometry treatment in Geant3 and Geant4
Posted by [Tobias Stockmanns](#) on Wed, 20 Mar 2013 10:36:07 GMT
[View Forum Message](#) <> [Reply to Message](#)

Hi Mohammad,

here is the simulation macro. You just have to change Geant3 to Geant4.
The geometry is already in the SVN.

Cheers,

Tobias

File Attachments

1) [runMvdSimLambdaDisks.C](#), downloaded 719 times
