
Subject: Photon energy distribution using DPM
Posted by [Ganesh Tambave](#) on Wed, 28 Mar 2012 16:50:41 GMT
[View Forum Message](#) <> [Reply to Message](#)

Dear All,

I have tried to reproduce fig.3.2 (please find attached: EMCTDR_fig.3.2.png) shown in EMC TDR page no.33 using DPM event generator to estimate pile-up probabilities.
I have reproduced it for 15 GeV anti-proton (please find attached: dpm_photon_2D.png and it's y-projection for theta 5 to 21 deg.: dpm_photon_2D_y-proj.png).
If I compare both the figures then they don't look same, the photon energy distribution mean in my figure is about 1.5 GeV and in TDR fig. is about 200 MeV.
Can anyone help me to understand this difference?

I'm using only MC true information from DPM (no detector at all).

Regards,
Ganesh Tambave

File Attachments

1) [EMCTDR_fig.3.2.png](#), downloaded 334 times

FAIR/PANDA/Technical Design Report - EMC

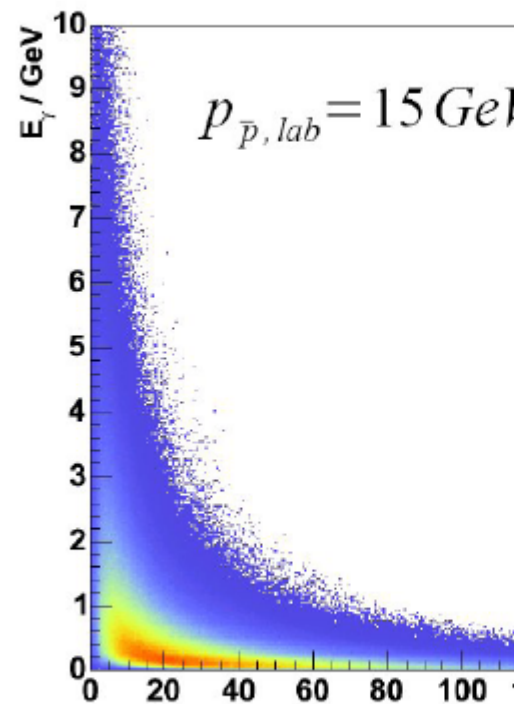
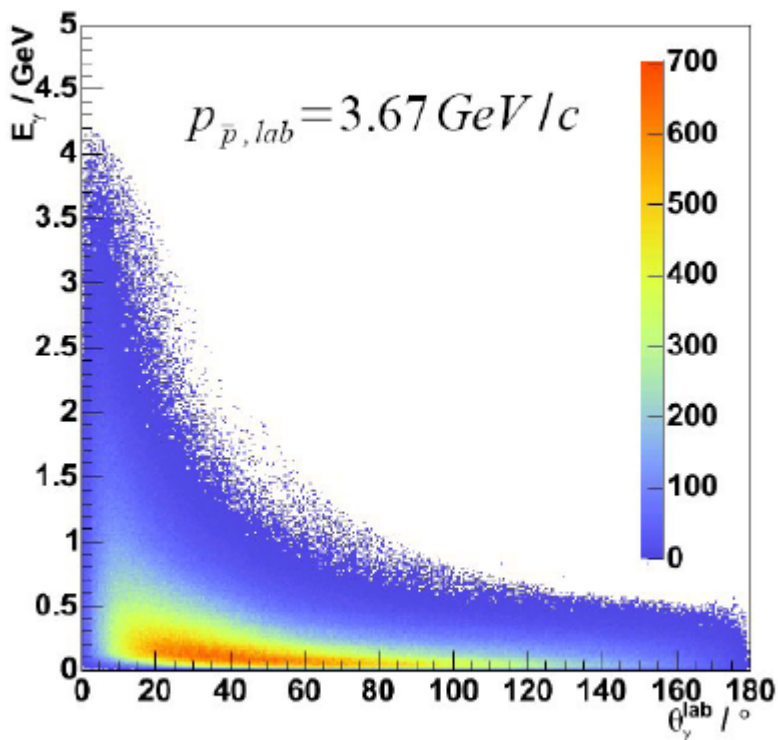
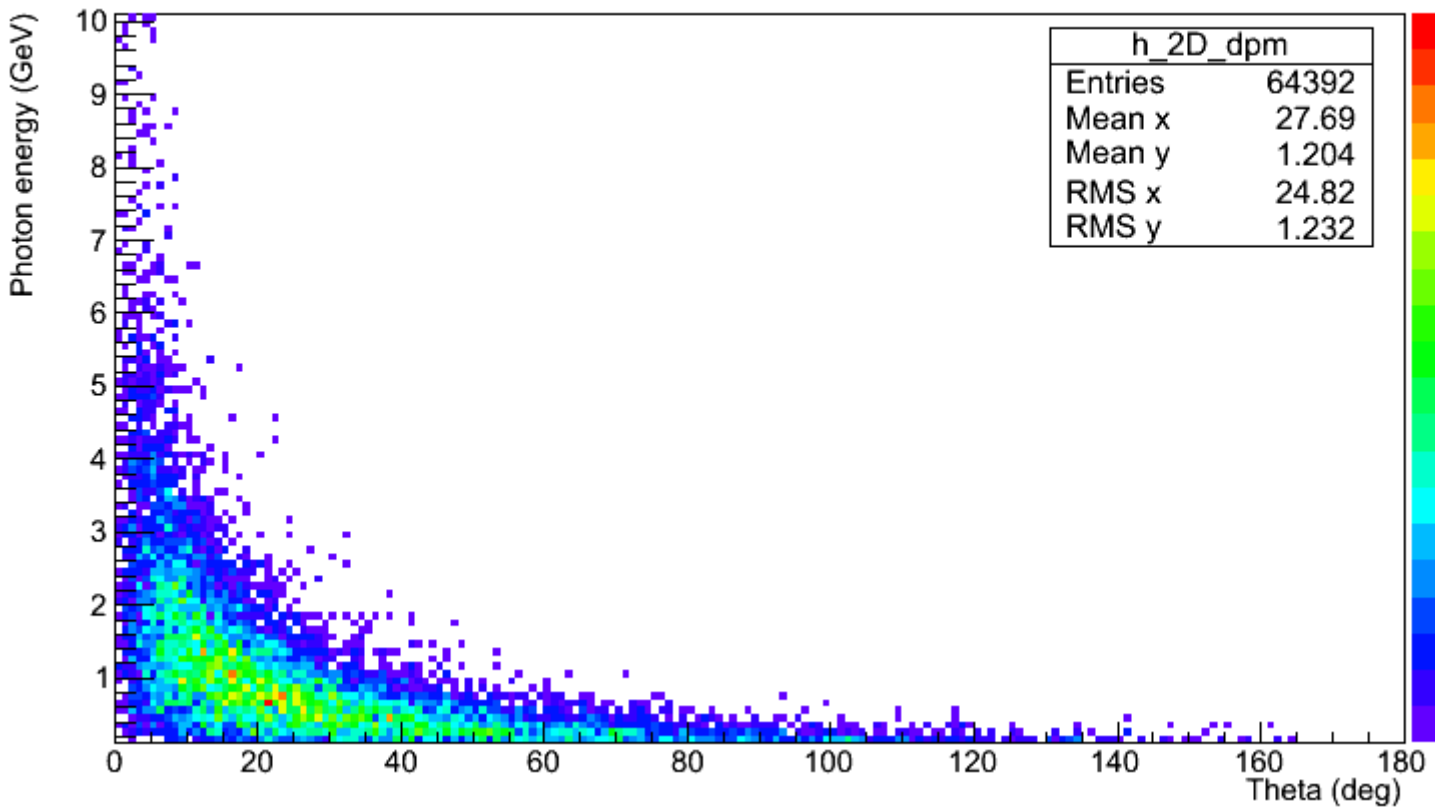


Figure 3.2: Photon energy distribution vs. lab. angle for two momentum sets

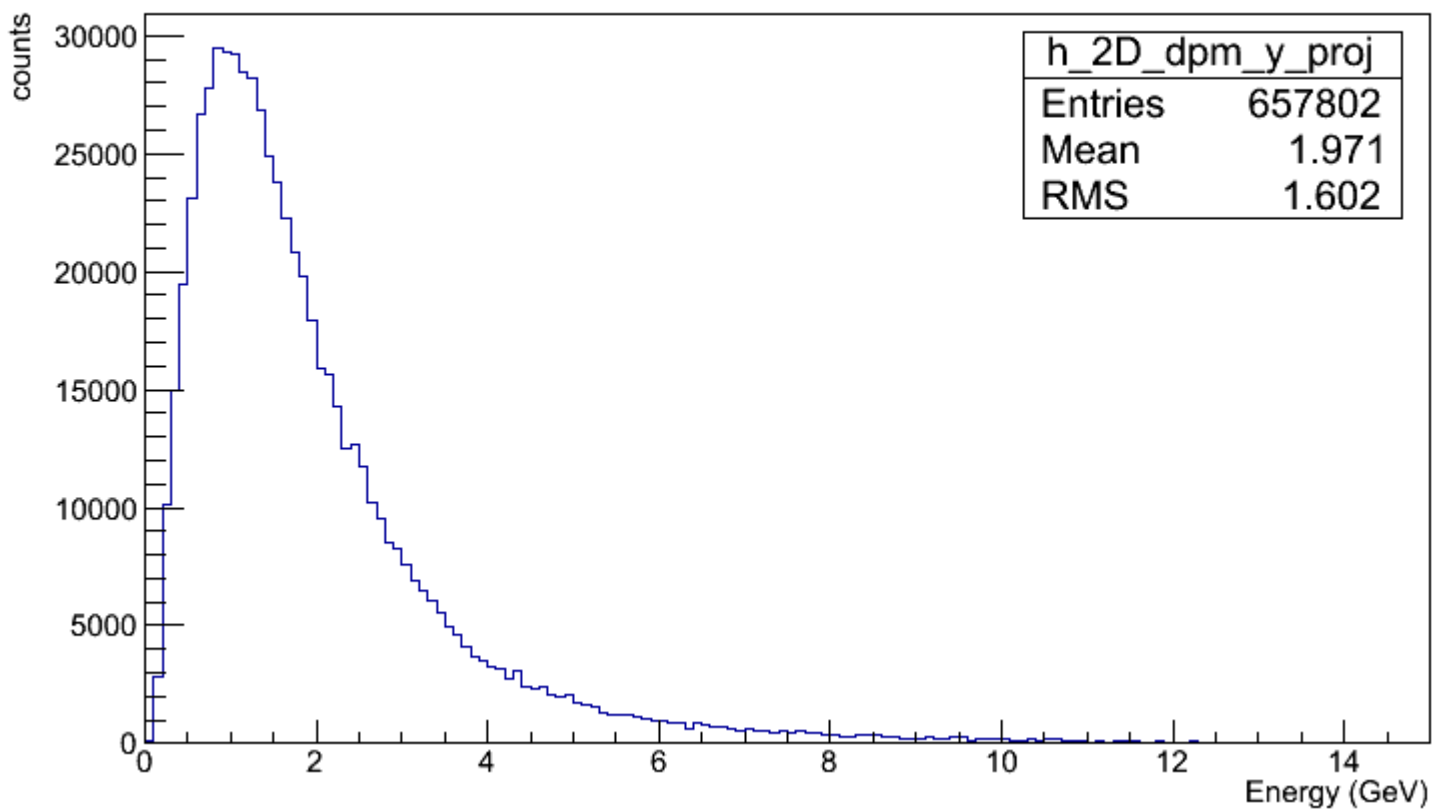
2) [dpm_photon_2D.png](#), downloaded 334 times

theta_vs_energy (MC)



3) [dpm_all_2D_y-proj.png](#), downloaded 318 times

MC energy (GeV) at Theta = 5 to 21 deg



Subject: Re: Photon energy distribution using DPM
Posted by [Stefano Spataro](#) on Thu, 29 Mar 2012 13:41:51 GMT
[View Forum Message](#) <> [Reply to Message](#)

Is it possible that the DPM plot includes also secondaries? Just trying to guess...

Subject: Re: Photon energy distribution using DPM
Posted by [Ganesh Tambave](#) on Fri, 30 Mar 2012 08:52:32 GMT
[View Forum Message](#) <> [Reply to Message](#)

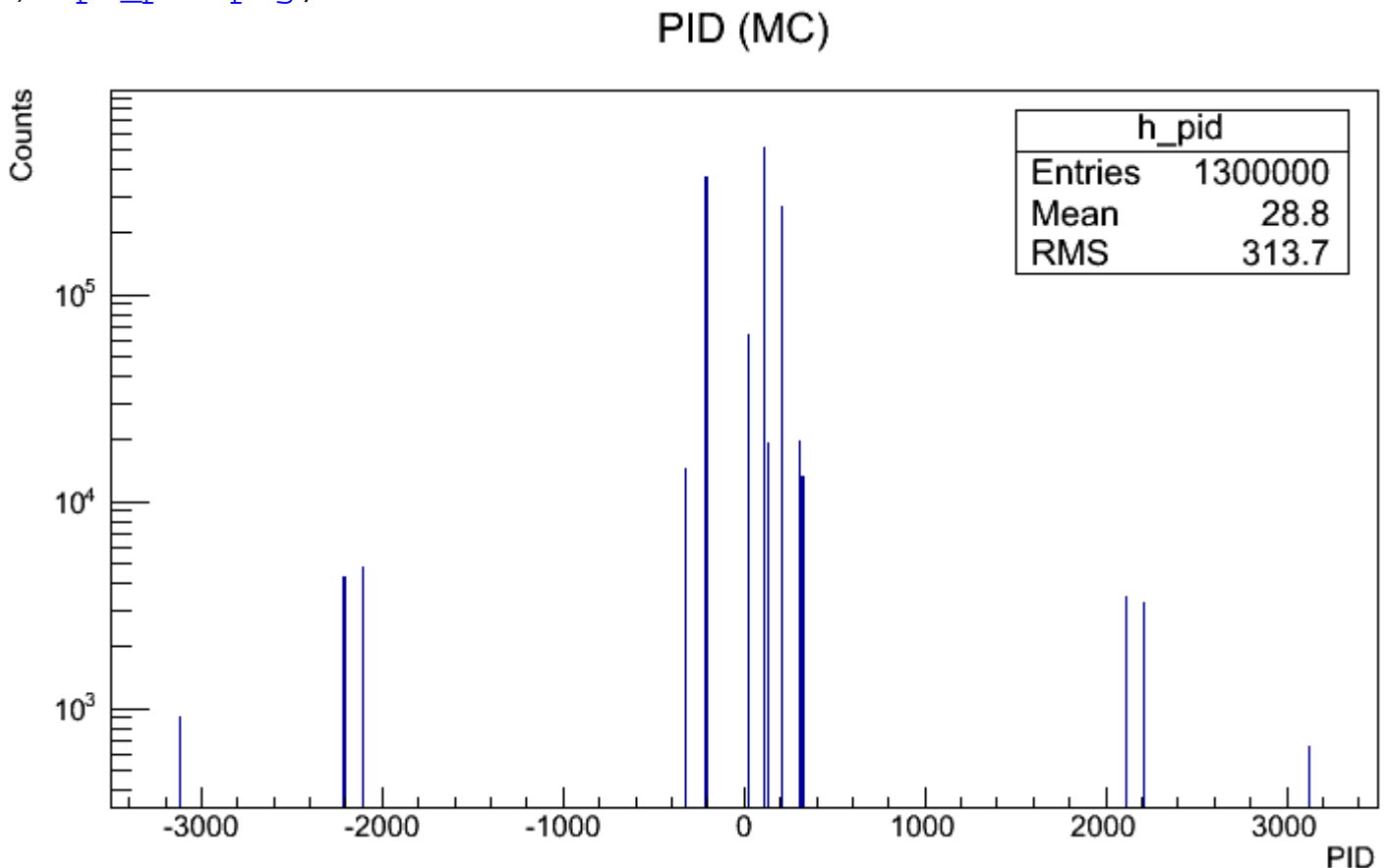
Dear Stefano,

Please find attached pdg ID from DPM. I have selected only photons out of it and plotted photon energy distribution.

Regards,
Ganesh

File Attachments

1) [dpm_pid.png](#), downloaded 281 times



Subject: Re: Photon energy distribution using DPM
Posted by [Johan Messchendorp](#) on Fri, 30 Mar 2012 08:56:53 GMT

Hi,

The question is what was done for the EMC TDR: did they take the interactions with the detectors into account (DPM+detectors), and hence, showed the distribution of photons including secondaries photons from interactions with the material? Or was the TDR result also without any detectors, e.g. just from the MC of the event generator?

Greets,

Johan.

Subject: Re: Photon energy distribution using DPM
Posted by [Ganesh Tambave](#) on Fri, 30 Mar 2012 09:13:08 GMT
[View Forum Message](#) <> [Reply to Message](#)

Dear Johan,

I'm sorry, I don't know the details of TDR fig. since I don't know who made it.

But I have produced photon energy distribution using DPM+forward endcap EMC using EMC hit information. About the forward endcap geometry, I used all panda EMC for the simulation and in the analysis I have selected only module==3, which is for Farward endcap emc.

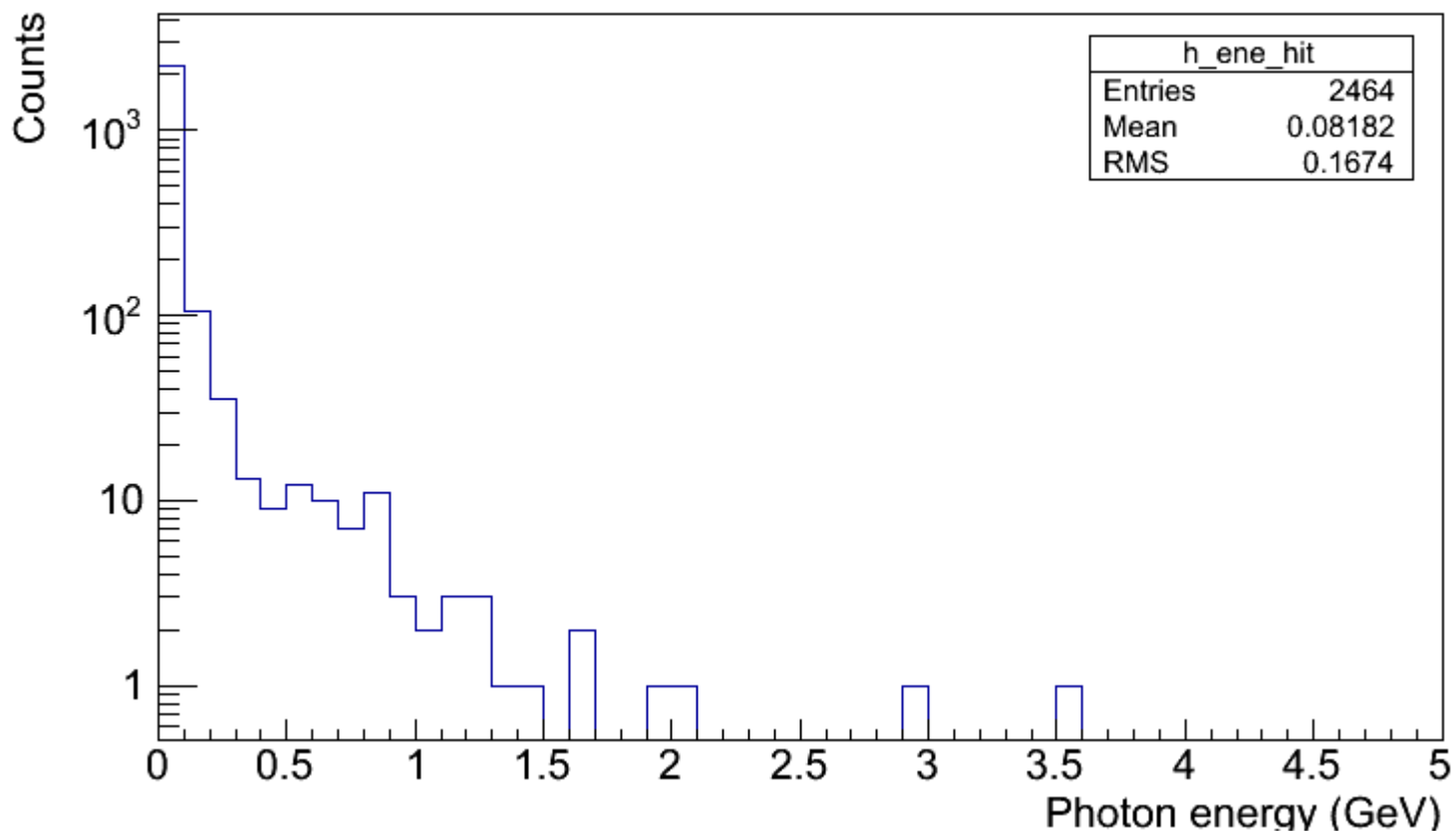
Please find attached,
photon energy vs. angle (emc_hit_dpm_photon_TE.png) and
photon energy distribution (emc_hit_dpm_photon_energy.png)

Regards,
Ganesh

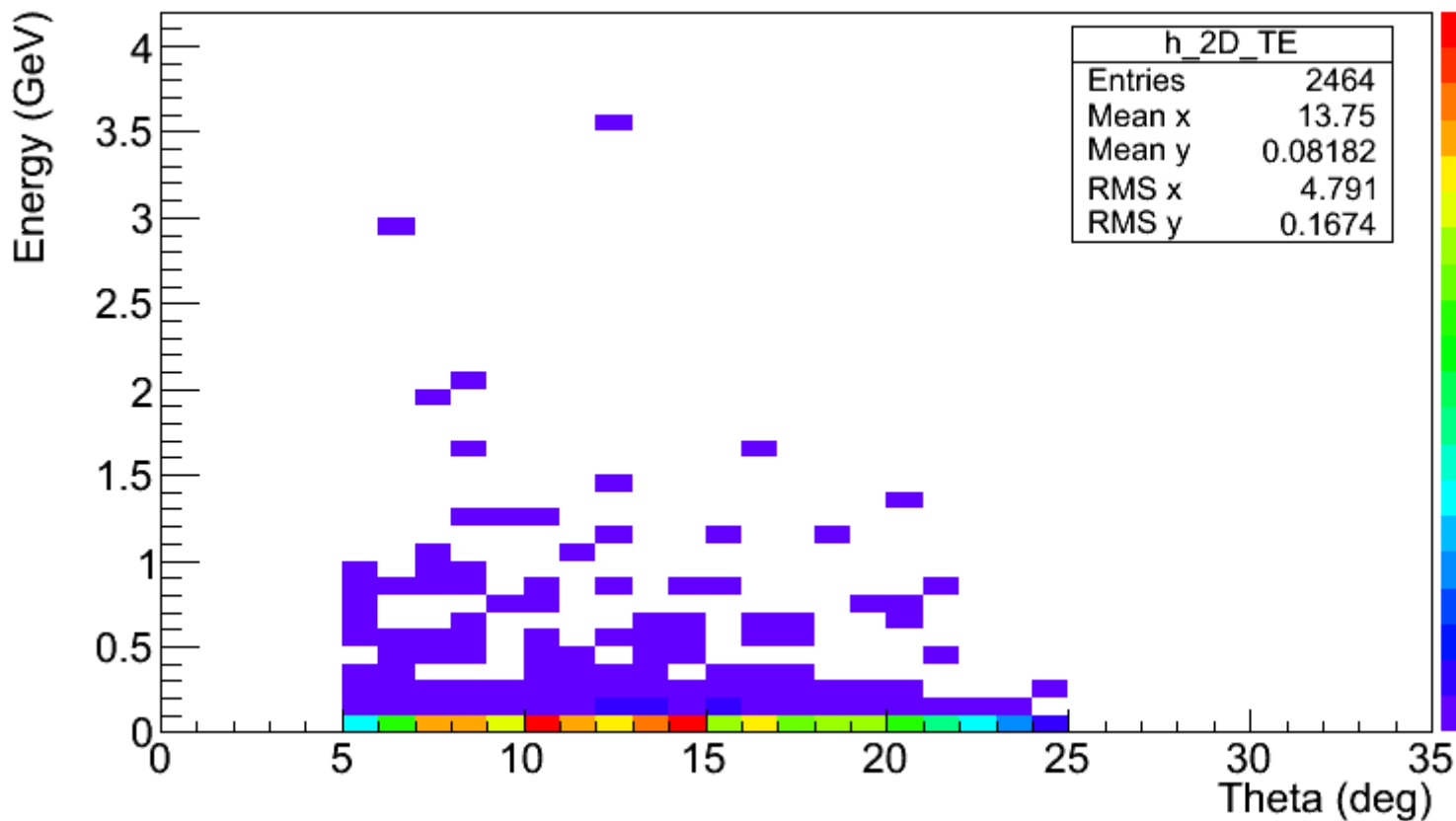
File Attachments

1) [emc_hit_dpm_photon_energy.png](#), downloaded 284 times

HIT energy (GeV)



2) [emc_hit_dpm_photon_TE.png](#), downloaded 293 times



Dear Aida,

Thank you for your reply.

The question is,

If I compare fig.1 (i.e EMC TDR 2D plot) and fig.3 (my figure with theta selection: 5-21 deg), you can see that the vertical axis of fig.1 (EMC TDR 2D plot) photon energy distribution mean is well below 1 GeV (~200 MeV) and in fig.3 (my figure with theta selection: 5-21 deg) it is above 1 GeV (~1.6 GeV).

I was trying to understand the reason behind this difference.

In my studies I have used only DPM generator information and I don't know about the details about EMC TDR fig.

Regards,
Ganesh

Subject: Re: Photon energy distribution using DPM
Posted by [Bertram Kopf](#) on Mon, 02 Apr 2012 14:51:34 GMT
[View Forum Message](#) <> [Reply to Message](#)

Dear Ganesh and all others,
meanwhile, we could reproduce the plots shown in EMC TDR on page 33. We considered the pure MC-truth information of the DPM generator without any secondaries (i.e. w/o the material budget in front of the EMC). In order to get reasonable results we required that all short and long living resonances (π^0 , eta, Delta, Sigma, etc.) are decaying within the generator. The new plots for 15GeV/c beam momentum are in good agreement with the figures of the EMC TDR and can be seen here:

a) Egam vs. theta
[gam_e_theta.png](#)

b) Egam for 5deg > theta > 21deg
[gam_e_in_fwd.png](#)

In addition you can find here the particle list for the first events where at least 1 photon is in the region between 5deg > theta > 21deg:
[FirstEvents5To21deg.txt](#)

Of course, our results are in disagreement with the results obtained by Ganesh. At the moment I don't know why. But is it possible that in Ganesh studies all long living particles like Lambda, Sigma, etc. are required to be stable?

Best regards,
Bertram.

Subject: Re: Photon energy distribution using DPM
Posted by [Bernhard Roth](#) on Tue, 03 Apr 2012 13:01:46 GMT
[View Forum Message](#) <> [Reply to Message](#)

Hello everybody,

I've repeated the study from yesterday (Bertram has posted about that before), but now with the current DPM generator taken from PandaRoot. Therefore I have ported it to the BaBar-like software, just to be able to compare the results.

The distribution I got is the same as in the EMC TDR, as shown in the attached file. (DPM generated events at 15GeV beam momentum)

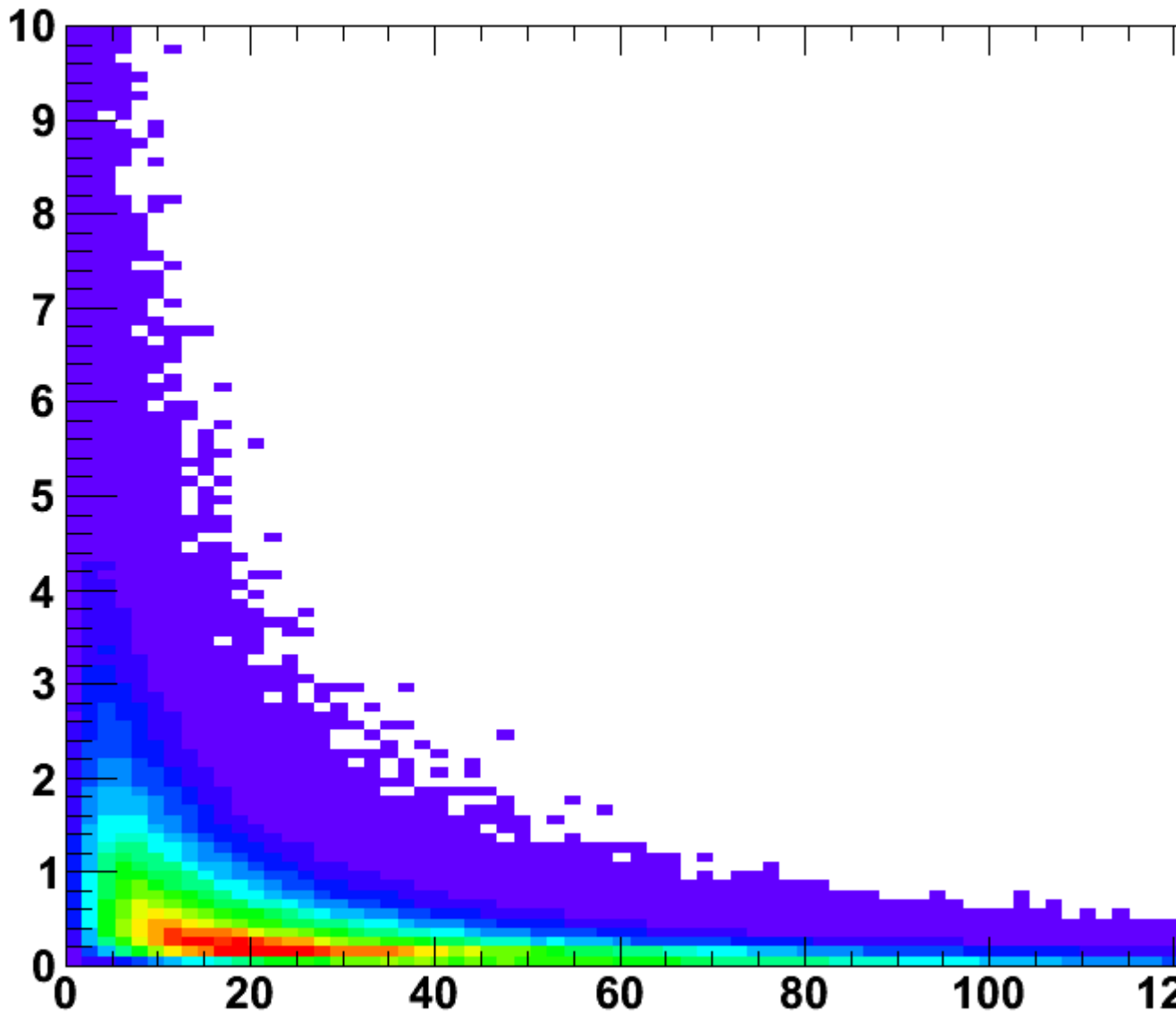
And by the way: by turning off the elastic scattering (Elastic=0.) in pgenerators/DpmEvtGen/main.cc, the generator is about 100 times faster.

Regards,
Bernhard

File Attachments

1) [gam_e_theta_newDPM.png](#), downloaded 275 times

Pbar_gam_ang



Subject: Re: Photon energy distribution using DPM
Posted by [Johan Messchendorp](#) on Thu, 05 Apr 2012 07:23:48 GMT
[View Forum Message](#) <> [Reply to Message](#)

Hi,

I understand from Ganesh that the problem is now solved.... it was indeed the secondaries. For instance the pi0s were not decaying by default by the generator (done by the transport model). Ganesh was basically looking only at the "hard photon" spectrum from DPM....

Greets and thanks to all for the comments,

Johan.

Subject: Re: Photon energy distribution using DPM
Posted by [Ganesh Tambave](#) on Thu, 05 Apr 2012 08:07:00 GMT
[View Forum Message](#) <> [Reply to Message](#)

Dear all,

Thank you very much.

Regards,
Ganesh
