
Subject: EMC cluster energy correction

Posted by [Dima Melnychuk](#) on Wed, 15 Feb 2012 12:53:29 GMT

[View Forum Message](#) <> [Reply to Message](#)

Dear colleagues,

I have committed an updated on emc cluster energy correction.

To start from the beginning, emc cluster energy correction should correct for the energy leakage in dead material and via rear side of crystals. The energy leakage is dependent on energy and polar angle.

Up to now energy correction with parametrization was available via `PndEmcCluster::GetEnergyCorrected()` and it was based on the study performed in Babar framework.

Later Ola Biegun implemented energy-angle correction from 2-dimensional histogram, but that correction was not integrated in full pandaroot reconstruction chain.

After that I tried to merge two approaches via one class `PndEmcClusterHistCalibrator(Int_t method, Int_t version)` where first input parameter:

method=1 - correction from the interpolation on 2-dimensional histogram

method=2 - correction from parametrization.

Second parameter "version" should take into account different versions of correction based for example on different geometries, including dead material or Geant3 vs Geant4.

At the the moment only one version is provided based on Geant3 simulation.

Till now it didn't provide reliable results.

But I made several correction in the code and calculated corrections on above 1 million events statistics.

Data to calculate correction are produced with

`/macro/emc/dedicated/EnergyPosCorrection/emc_correction_data_production.C`.

Then to calculate correction from histogram in `emc_correction_hist.C`

energy and theta range is divided into intervals, and for each interval a histogram with MonteCarlo energy divided by Reconstructed energy is filled

Mean value of histogram for given interval is calculated. Finally there are four histograms for barrel emc,

forward, backward endcaps and shashlyk.

To obtain correction with parametrization in `emc_correction_parametrization.C` at the beginning similar histograms are calculated but in addition for barrel low and high energies are separated. Histograms are fitted and parameters are stored in `PndEmcClusterCalibrationPar` containers.

Performance of correction is studied on 3 data sets with `emc_correction_QA.C` macro

1. Photons with energy from 0 to 10 GeV within whole theta range.

Four histograms are compared (no correction, correction from histogram, correction with parametrization and old correction from `PndEmcCluster::GetEnergyCorrected()`) as a ratio of reconstructed energy divided by MonteCarlo energy

vs energy:

and vs theta:

The overall performance look reasonable

2. 1 GeV photon separately for target spectrometer:

and shashlyk calorimeter

Visually energy peaks are centred around 1 GeV whereas for old correction peak is slightly shifted toward higher energy.

Important remark here is that non-corrected shashlyk energy is close to 1 GeV since sampling factor 3 is included in digitization and here only fine correction is applied.

3. pi0 invariant mass

Here both methods give pi0 mass 135.7 MeV and 135.5 MeV close to nominal mass and it is improvement of old correction (138 MeV).

As a conclusion there is some improvement in comparison with old parametrization and both implemented methods give comparable results.

Cluster energy correction with PndEmcClusterHistCalibrator still should be implemented inside PndPidCorrelator.

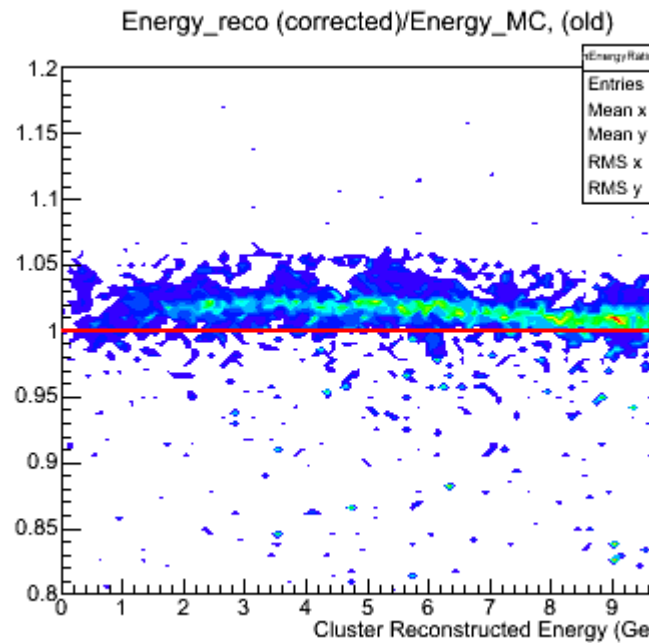
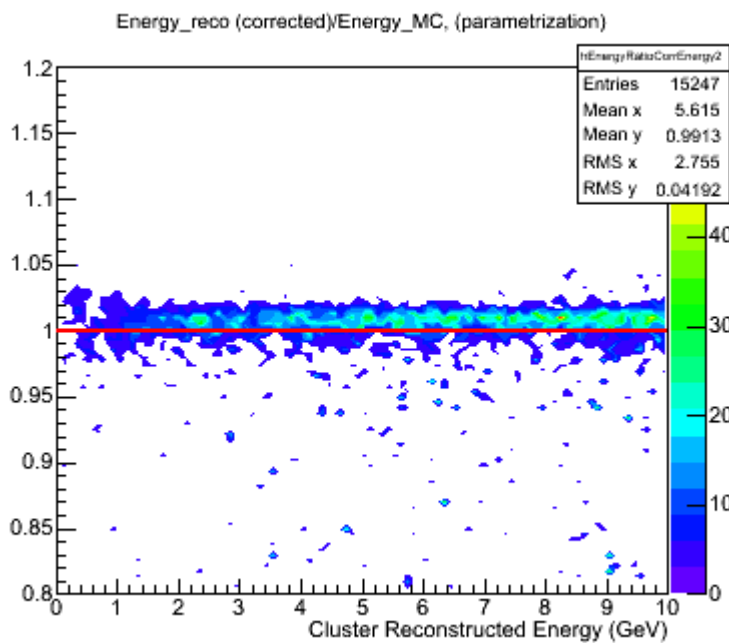
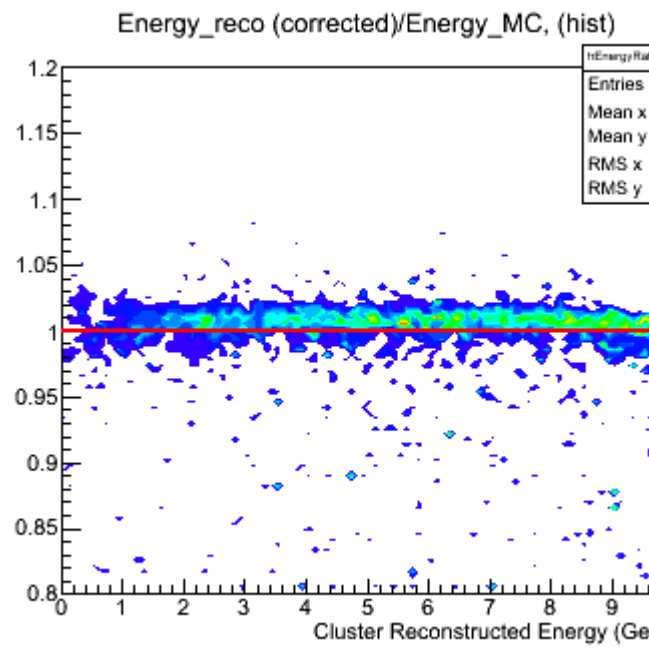
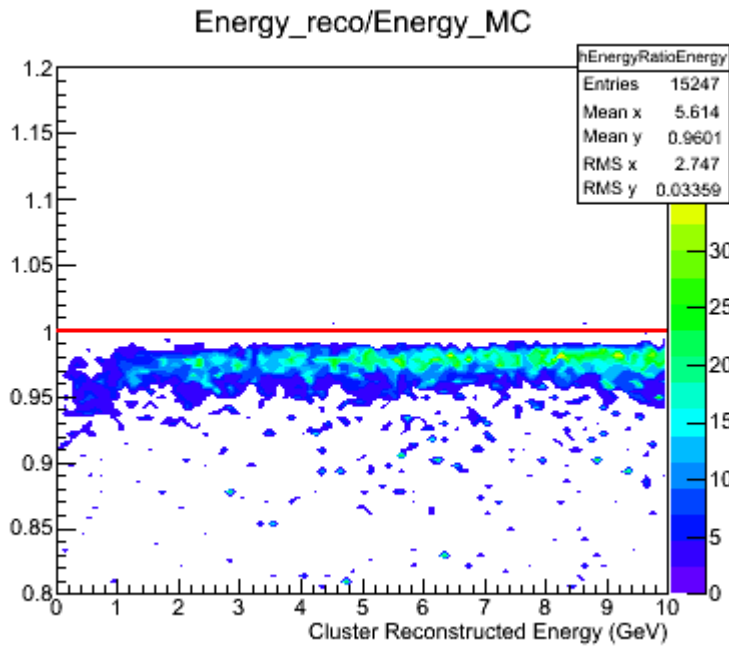
When it will be done I will remove PndEmcCluster::GetEnergyCorrected() function and PndEmcClusterHistCalibrator should be used instead.

I planed to do the same study with Geant4 but Dirc crashes and I would rather not exclude it and I'm waiting when the problem with Dirc in Geant4 will be solved.

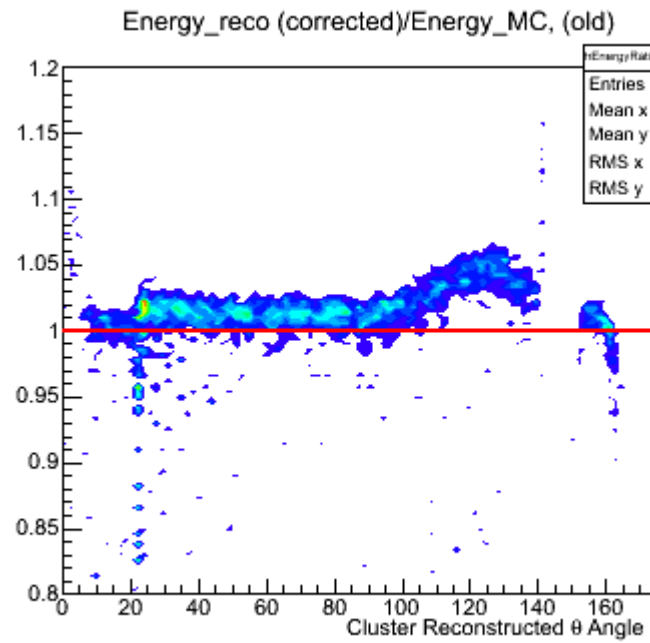
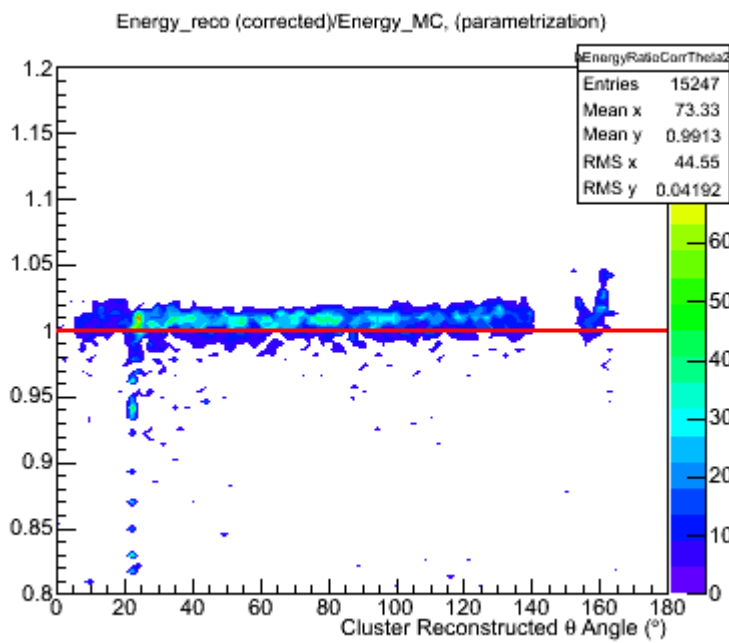
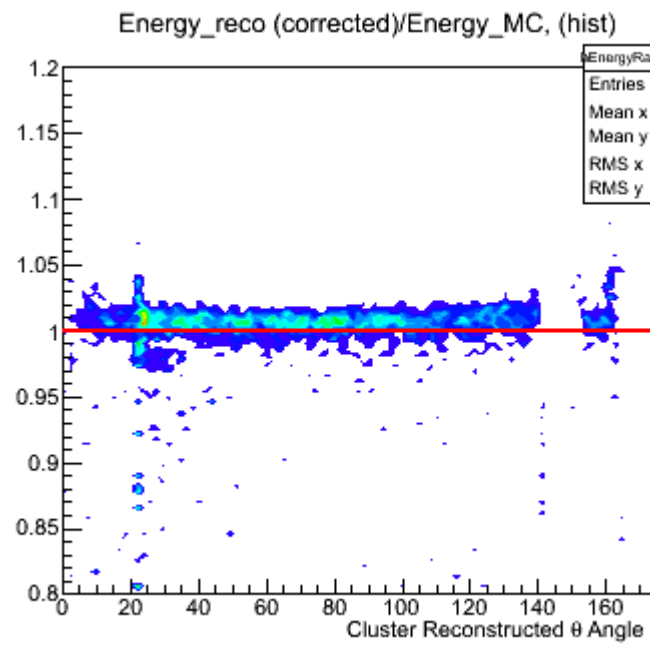
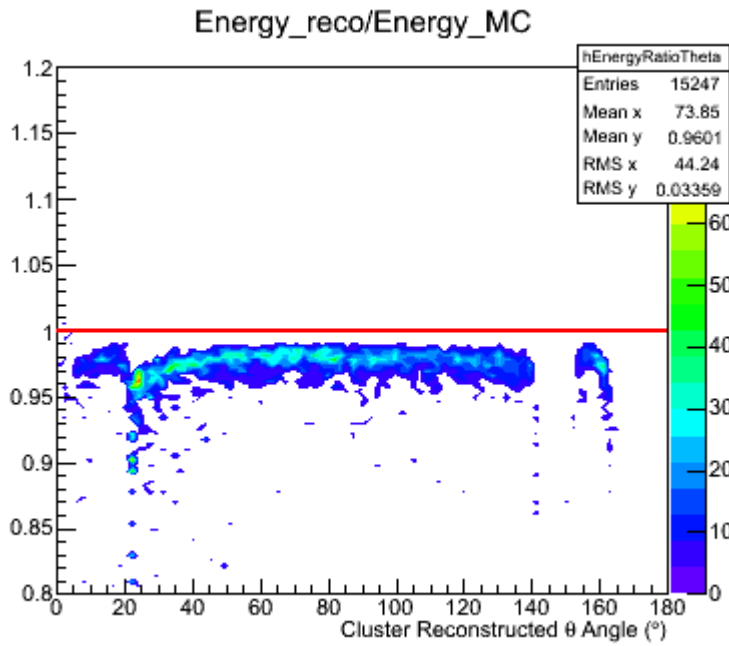
Dima

File Attachments

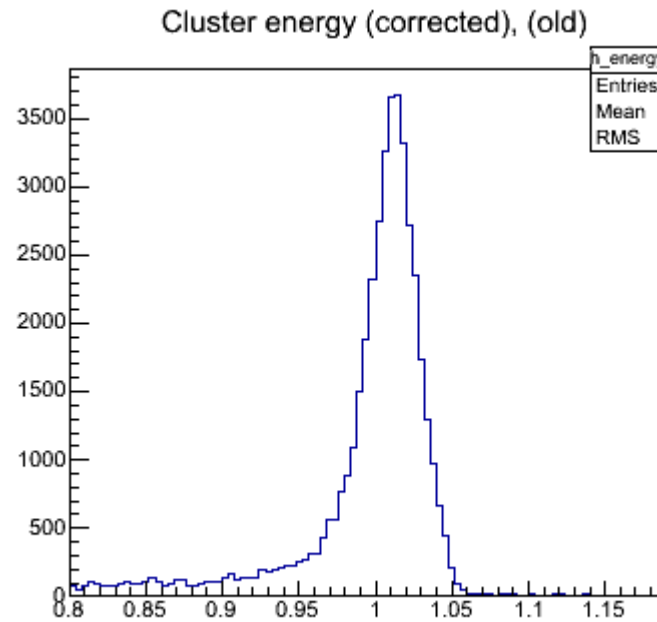
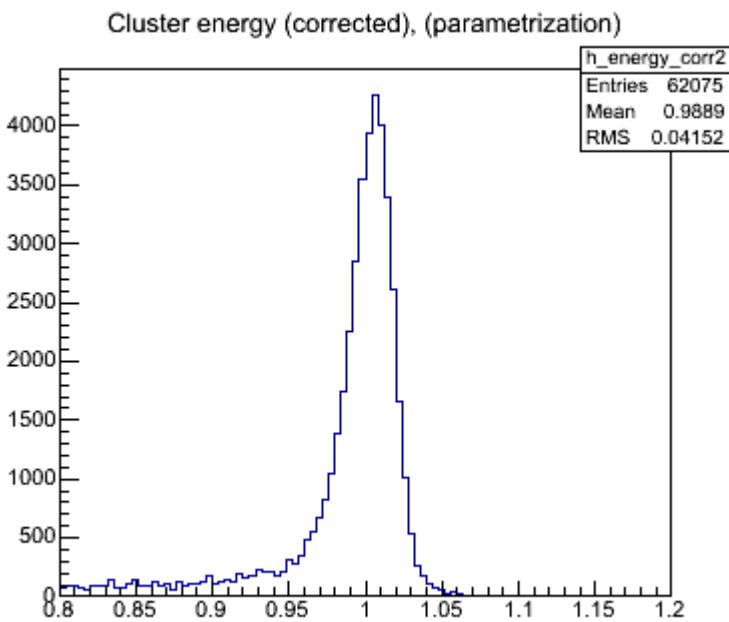
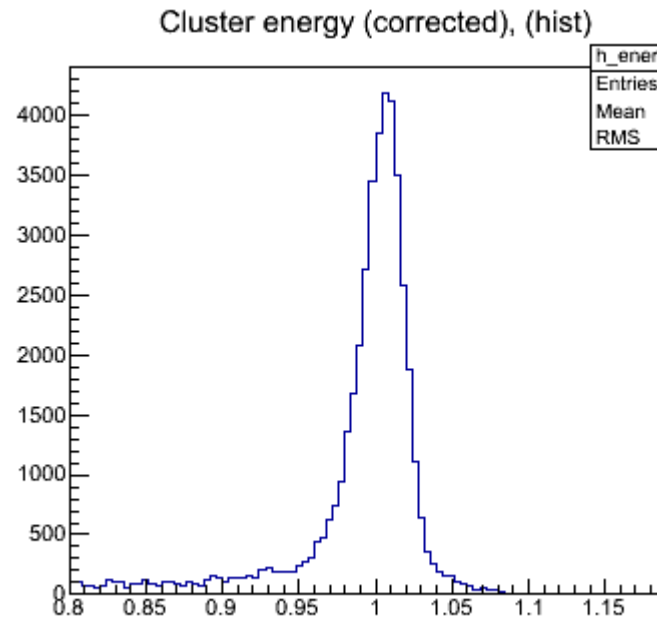
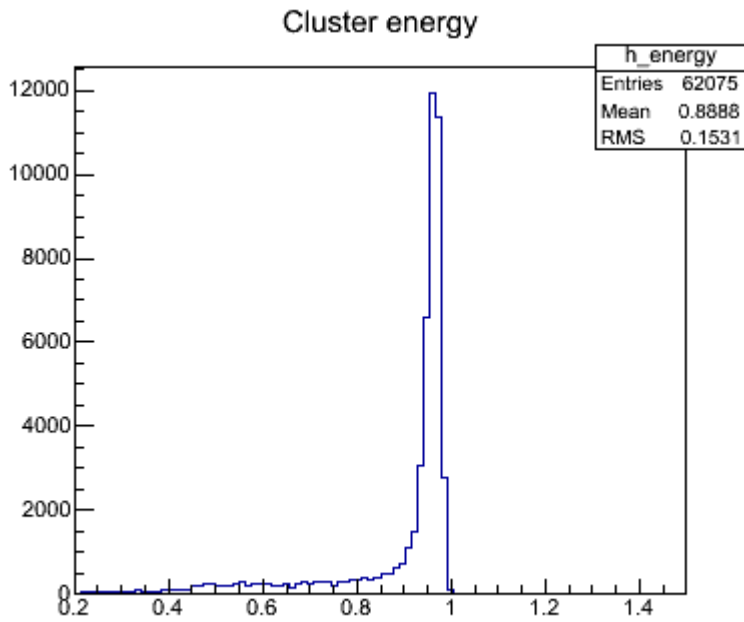
1) [e_vs_e.png](#), downloaded 1719 times



2) [e_vs_theta.png](#), downloaded 1720 times

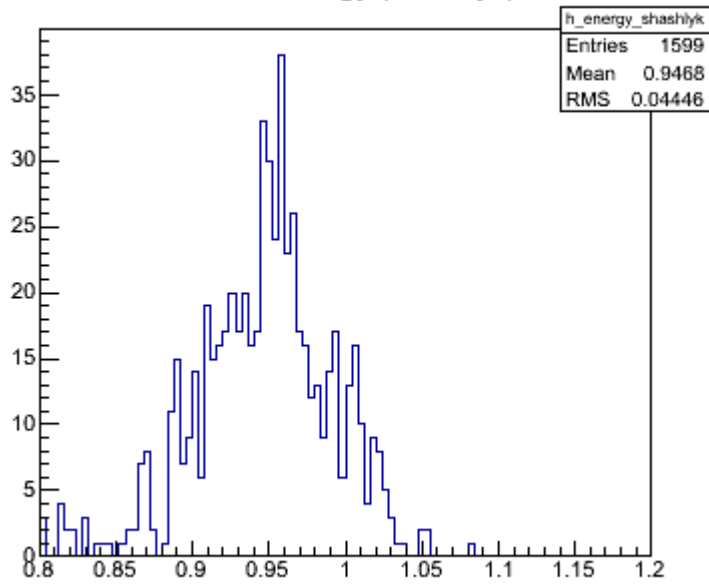


3) [e_gamma_lgev_ts.png](#), downloaded 1708 times

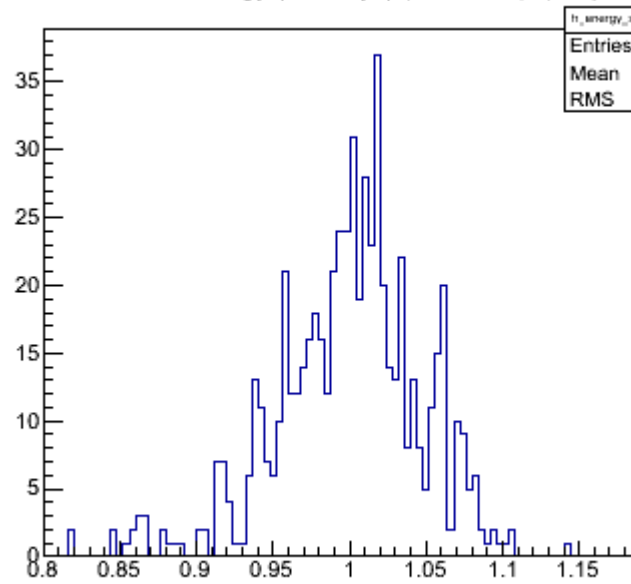


4) [e_gamma_lgev_shashlyk.png](#), downloaded 1684 times

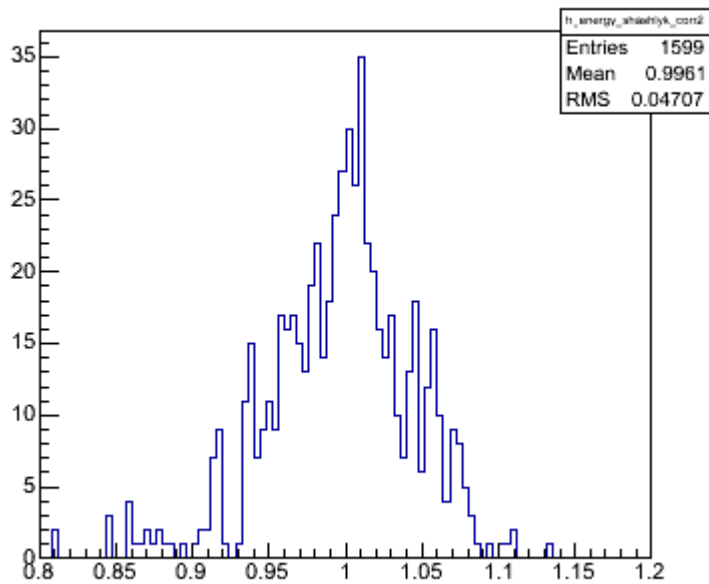
Cluster energy (shashlyk)



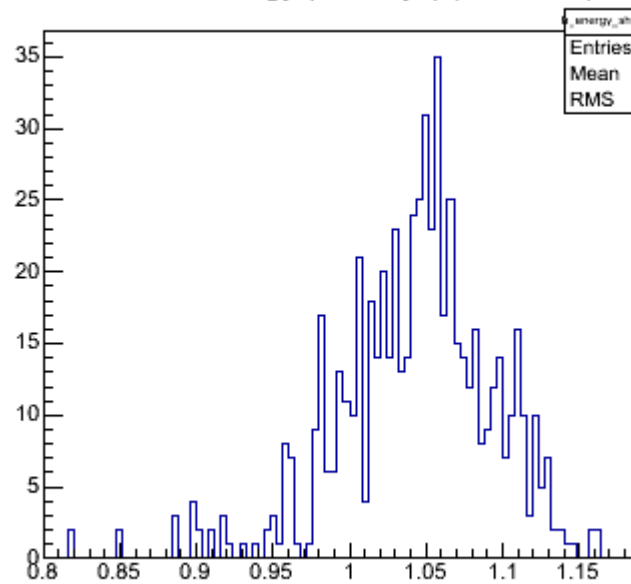
Cluster energy (shashlyk) (corrected), (hist)



Cluster energy (shashlyk) (corrected), (parametrization)

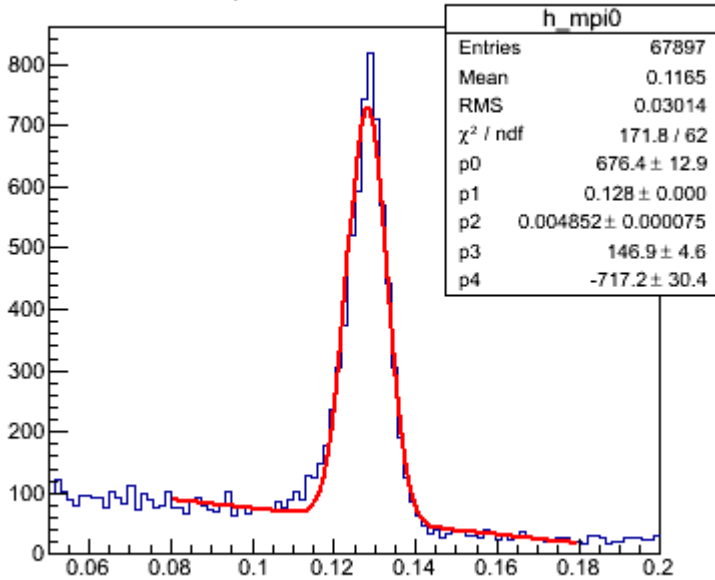


Cluster energy (shashlyk) (corrected)

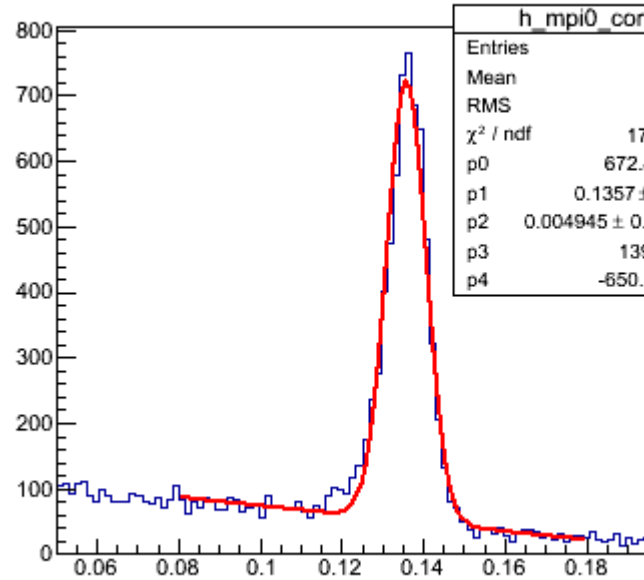


5) [m_pi0.png](#), downloaded 1652 times

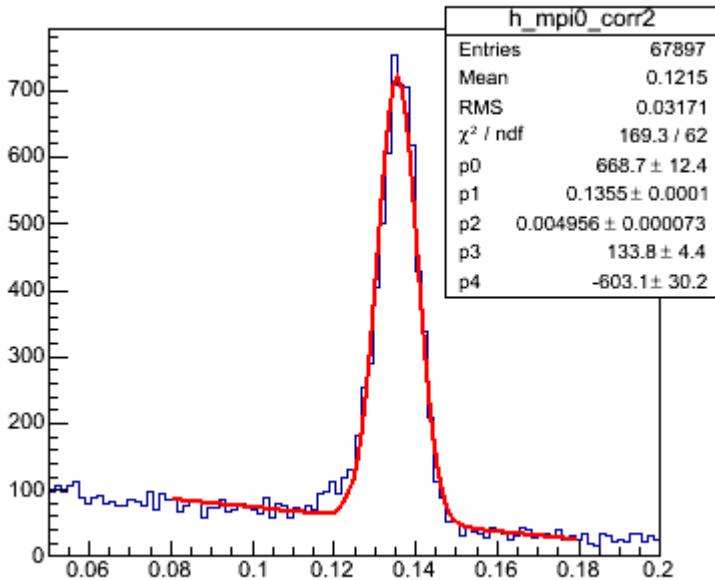
pi0 invariant mass



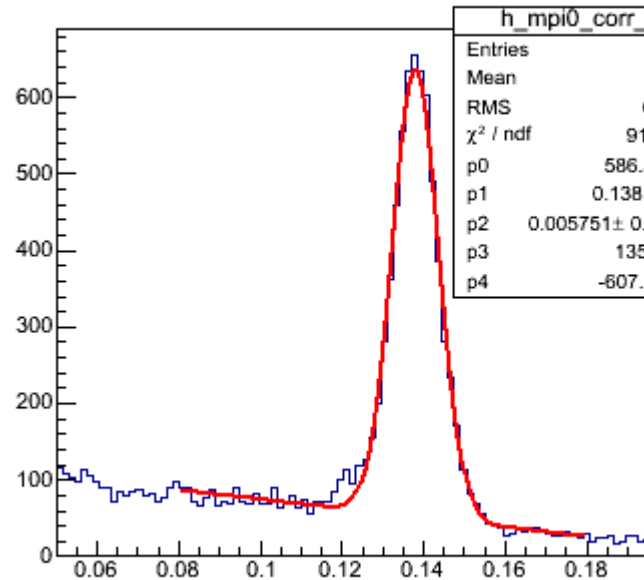
pi0 invariant mass (corrected) (hist)



pi0 invariant mass (corrected) (parametrization)



pi0 invariant mass (corrected) (old)



Subject: Re: EMC cluster energy correction

Posted by [Ronald Kunne](#) on Wed, 15 Feb 2012 14:44:08 GMT

[View Forum Message](#) <> [Reply to Message](#)

This looks very good, especially the pi0 mass plots are very convincing.
