
Subject: Group velocity for Cherenkov photon propagation in G3/G4
Posted by [Jochen Schwiening](#) on Wed, 26 Jan 2011 10:46:55 GMT
[View Forum Message](#) <> [Reply to Message](#)

Hi folks,

I am looking at the time of propagation of Cherenkov photons inside the DIRC radiator bars and see some slightly odd values. This prompts the question how the velocity of the photon is calculated in our framework. Does our VMC properly calculate the group velocity of the Cherenkov photons from the material index tables? Does that happen correctly in both G3 and G4? Do any of you know and maybe know how to check the velocity of the photon of a given wavelength, for instance in our PndDrc.cxx code?

Thanks,
Jochen

Subject: Re: Group velocity for Cherenkov photon propagation in G3/G4
Posted by [Stefano Spataro](#) on Wed, 26 Jan 2011 11:41:43 GMT
[View Forum Message](#) <> [Reply to Message](#)

Hi,
as far as I know, for optically active materials you define in your media_pnd.geo the refraction index for each wavelength (in the media file as photon momentum). Then G3 and G4 should use $v = c/n$. Just guessing, I think there is no group velocity but just the propagation of each single photon.

You could, inside your PndDrc::ProcessHits, store at entrance and at the exiting point the position and the time of the cherenkov photon, therefore easily calculate the velocity and compare it with the foreseen value.

Hope it helps somehow.

Subject: Re: Group velocity for Cherenkov photon propagation in G3/G4
Posted by [Jochen Schwiening](#) on Wed, 26 Jan 2011 13:12:54 GMT
[View Forum Message](#) <> [Reply to Message](#)

Hi Stefano,

thanks for the quick response.

I know from past work with (standard, non-Panda) Geant4 that G4 does in fact use the wavelength-dependent photon group velocity to calculate the propagation time. It uses the formula $n_{\text{group}} = n_{\text{phase}} - \lambda \cdot (dn_{\text{phase}}/d\lambda)$. It even comes out at the correct values, about 19.1cm/ns for 300nm photons, 20.3cm/ns for 600nm photons.

My quick and dirty check in our Panda simulation data finds almost constant values of 19cm/ns +-0.1ns/cm for the entire wavelength range from 300-650nm.

I don't think that I know how to find out in ProcessHits in PndDrc.cxx how far the photon traveled since the path is defined by the many internal reflections. We instead calculate the path from the photon production angle and then calculate the velocity from this path and the photon propagation time. It's possible that this code has a bug and that's why I would like to debug the (group) velocity of the photon in the medium using something like the GetVelocity function but I don't see that in our VMC environment.

Any other (simple) way to check the photon speed?

Thanks,
Jochen

Subject: Re: Group velocity for Cherenkov photon propagation in G3/G4
Posted by [Stefano Spataro](#) on Wed, 26 Jan 2011 13:37:36 GMT
[View Forum Message](#) <> [Reply to Message](#)

Hi,
if I remember well in geant4 of jan10 external packages there is a bug in Cherenkov propagation. In this case it would be better to use geant3; I am not sure if the trunk version of the external packages has already this correction.

As a check, maybe you could do a check using a simplified geometry:
a) In the media definition you switch off somehow reflection, so that the photon exits from the quartz (if I remember well at the beginning Annalisa's photons were not reflected because reflection was off)
b) you shoot the particle at 90° with respect to the rod, without any materials before and check only the exiting point.

In this case you avoid to have reflections making the calculation harder. Maybe you could use only a single quartz rod and enlarge it.

Just trying to guess...

Subject: Re: Group velocity for Cherenkov photon propagation in G3/G4
Posted by [Mohammad Al-Turany](#) on Wed, 26 Jan 2011 13:53:11 GMT
[View Forum Message](#) <> [Reply to Message](#)

Hallo Jochen,

in your ProcessHit you can use:

gMC->TrackLength() this will give you the track length from the vertex to the point where you

are now (usually border of a step or material)

The VMC do not have any own methods, what ever you can do with native G4 you can do it through the VMC, the question which stay is this also available in G3? if yes then either it is already implemented or can be implemented. If Not one can still use it in G4 and give a warning or what ever in case of G3.

best regards

Mohammad

Subject: Re: Group velocity for Cherenkov photon propagation in G3/G4
Posted by [Jochen Schwiening](#) on Wed, 26 Jan 2011 16:41:26 GMT
[View Forum Message](#) <> [Reply to Message](#)

Hi Mohammad,

thanks for the suggestion.

I used `TrackLength()` and `TrackTime()` in `PndDrc` to calculate the photon velocity in the bar at several times in the Cherenkov photon's life. What I see is that the apparent velocity does not behave as I expect. Here's an example for two photons in `Geant3` in the same event as they pass their 30ns mark:

time: 30.1524, path: 532.029, velocity: 17.6447, energy: 4.16593, wavelength: 296.971
time: 30.0086, path: 537.002, velocity: 17.8949, energy: 1.5531, wavelength: 796.575

This is probably because the `TrackTime()` of the photon includes the time of flight of the primary particle. If I manually calculate the time of flight of the primary particle and subtract it I get velocity values around 19cm/ns, closer to the expected values.

To illustrate the point I plotted (in excel, sorry) the observed velocity vs wavelength for a few hundred photons in G3 and in G4 as well as the expected group velocity. Please see the attached figure.

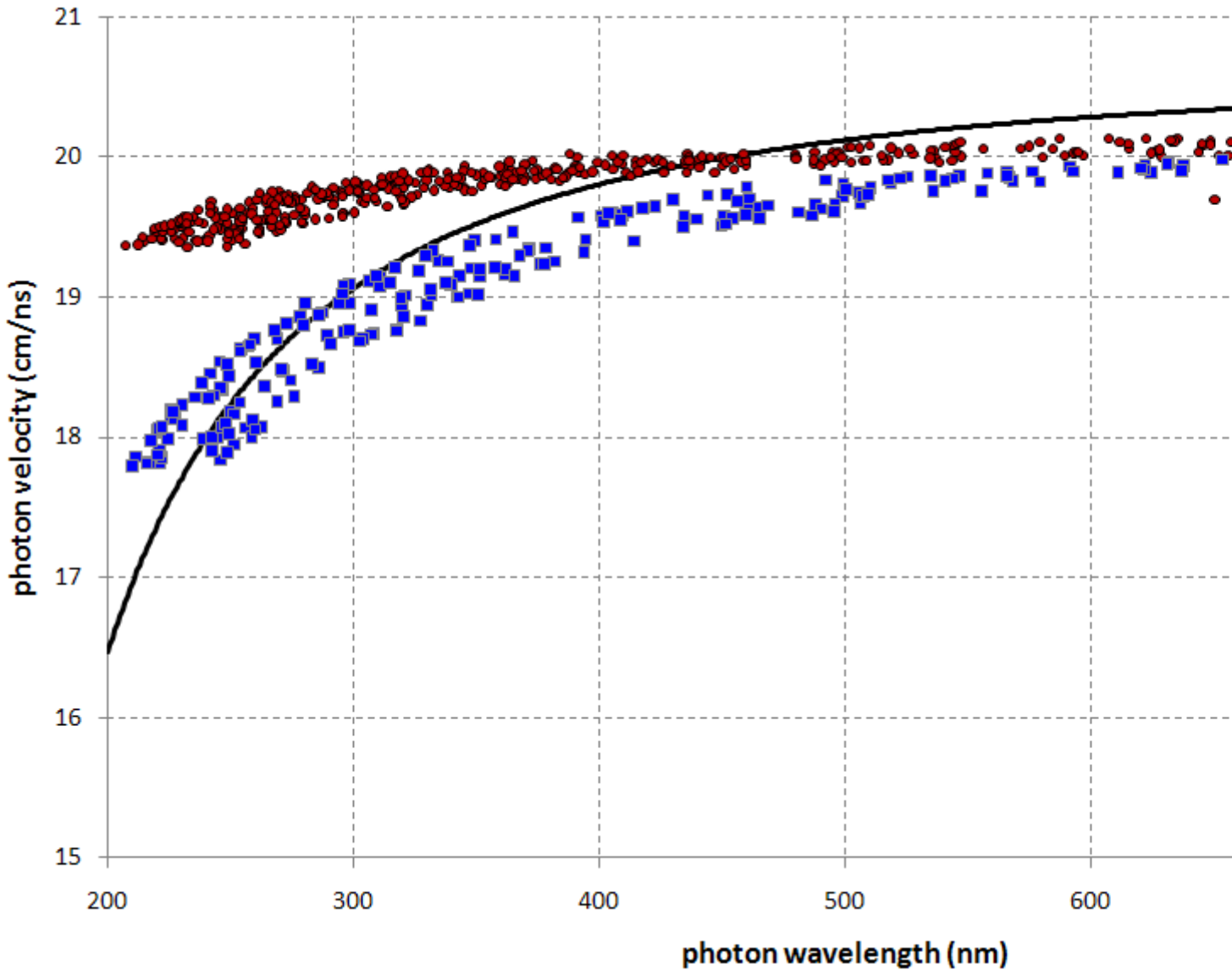
Would you have a suggestion how I can access in `PndDrc.cxx` the TOF of the particle and subtract it?
And is `TrackLength()` a "clean" quantity, which contains only the path inside the bar? Or do I need to make a correction to get the path that corresponds to the corrected `TrackTime()` value I need to use?

Thanks,
Jochen

File Attachments

1) [pandaroot_geant_v_vs_lambda.png](#), downloaded 676 times

● PndDrc in Geant 3 ■ PndDrc in Geant 4 — Expected photon



Subject: Re: Group velocity for Cherenkov photon propagation in G3/G4

Posted by [Mohammad Al-Turany](#) on Wed, 26 Jan 2011 20:23:04 GMT

[View Forum Message](#) <> [Reply to Message](#)

Hi Jochen,

Quote: Would you have a suggestion how I can access in PndDrc.cxx the TOF of the particle and subtract it?

if what you need is to the velocity inside the bar, then the easiest way is to register both track

length and time when entering the bar. i.e:

```
if ( gMC->IsTrackEntering() ) {  
  
    fTime_in = gMC->TrackTime() * 1.0e09;  
    fLength_in = gMC->TrackLength();  
  
}
```

and when exiting (or at certain position or time)

```
if ( gMC->IsTrackExiting() ) {  
  
    fTime_out = gMC->TrackTime() * 1.0e09;  
    fLength_out = gMC->TrackLength();  
  
}
```

then you can subtract the time and length, would this solve the problem?

Quote:And is TrackLength() a "clean" quantity, which contains only the path inside the bar? Or do I need to make a correction to get the path that corresponds to the corrected TrackTime() value I need to use?

The track length is always from the vertex.

Hope this will help.

best regards

Mohammad

Subject: Re: Group velocity for Cherenkov photon propagation in G3/G4
Posted by [Jochen Schwiening](#) on Thu, 27 Jan 2011 10:33:10 GMT
[View Forum Message](#) <> [Reply to Message](#)

Hi Mohammad,

thanks for the suggestion.

I tried this on G3 and G4. The track entering and exiting are both well-defined quantities for Cherenkov photons in Geant 3 where the TrackLength and TrackTime are defined as I intuitively expect: the clock (time and path) starts when the photon is produced and stops when the photon exits the bar at the backward end of the bar, which I selected as my stop point.

In Geant 4, however, the photons exit and re-enter on every internal reflection, which means that a photon which propagates inside the bar for 400cm only reports a TrackLength on the mm level and a TrackTime on the picosecond scale, corresponding to the last bounce before exiting the bar at the backward end. Therefore, the calculated velocity is not based on the same paths as the G3 numbers.

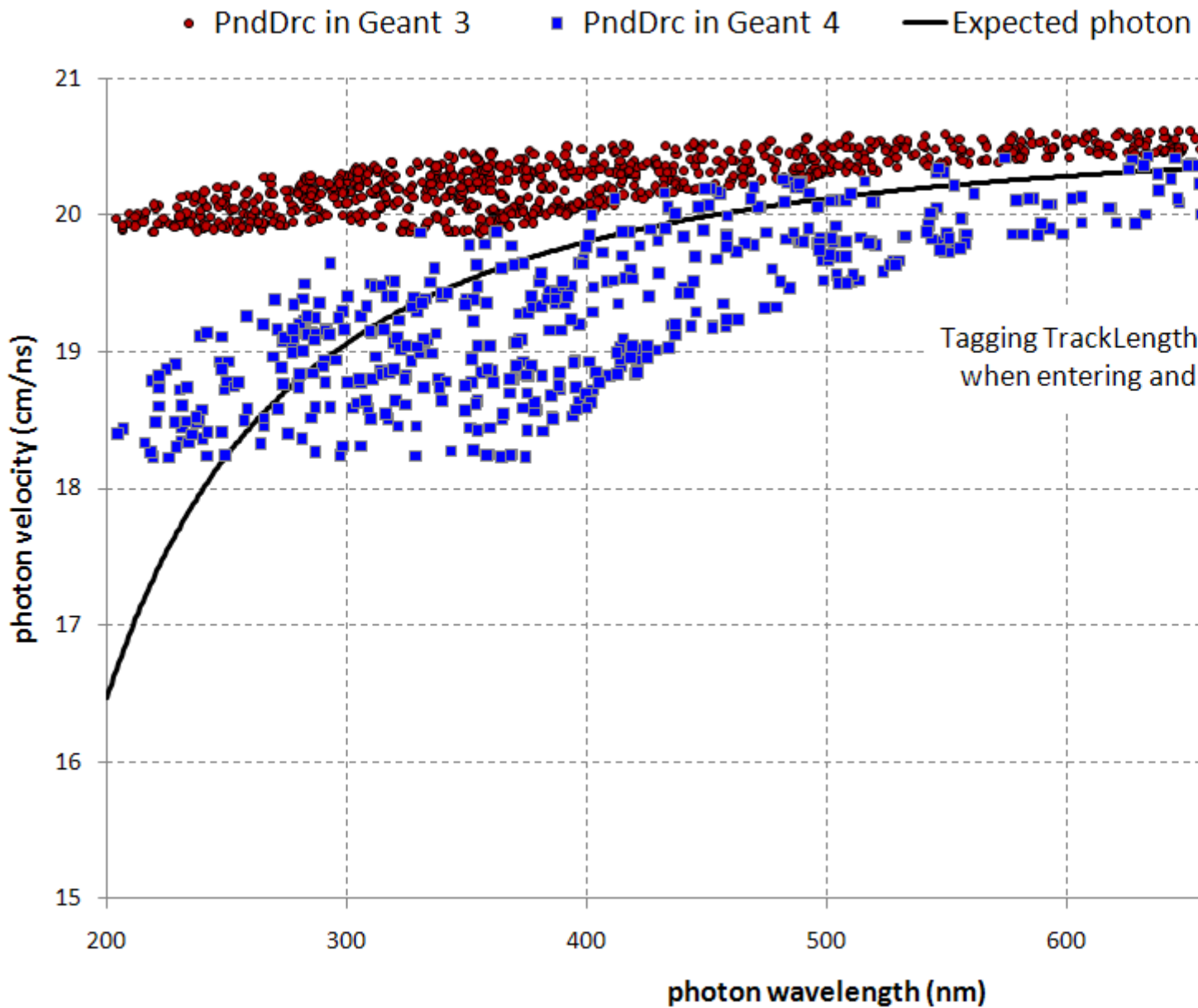
Having said that, the distribution of velocity vs. wavelength looks somewhat different now but still strange, as you see from the attached plot. I still don't see any reason why the velocity for a given photon in Geant (3 or 4) is not a single number but is spread out so much - unless the path or time quantities are not the true/correct numbers.

Any ideas?

Thanks,
Jochen

File Attachments

1) [pandaroot_geant_v_vs_lambda_tag.png](#), downloaded 705 times



Subject: Re: Group velocity for Cherenkov photon propagation in G3/G4

Posted by [Oliver Merle](#) on Fri, 28 Jan 2011 18:04:34 GMT

[View Forum Message](#) <> [Reply to Message](#)

I checked the group velocity upstream in Geant4 and everything seems to be correct.

Method:

Create photons of different wavelength in a fused silica radiator (manually, not via the Cherenkov process). Export velocity of G4OpticalPhotons and a computed group velocity (using an approximation of $n_g = n_p - \lambda \cdot dn/d\lambda$)

Result:

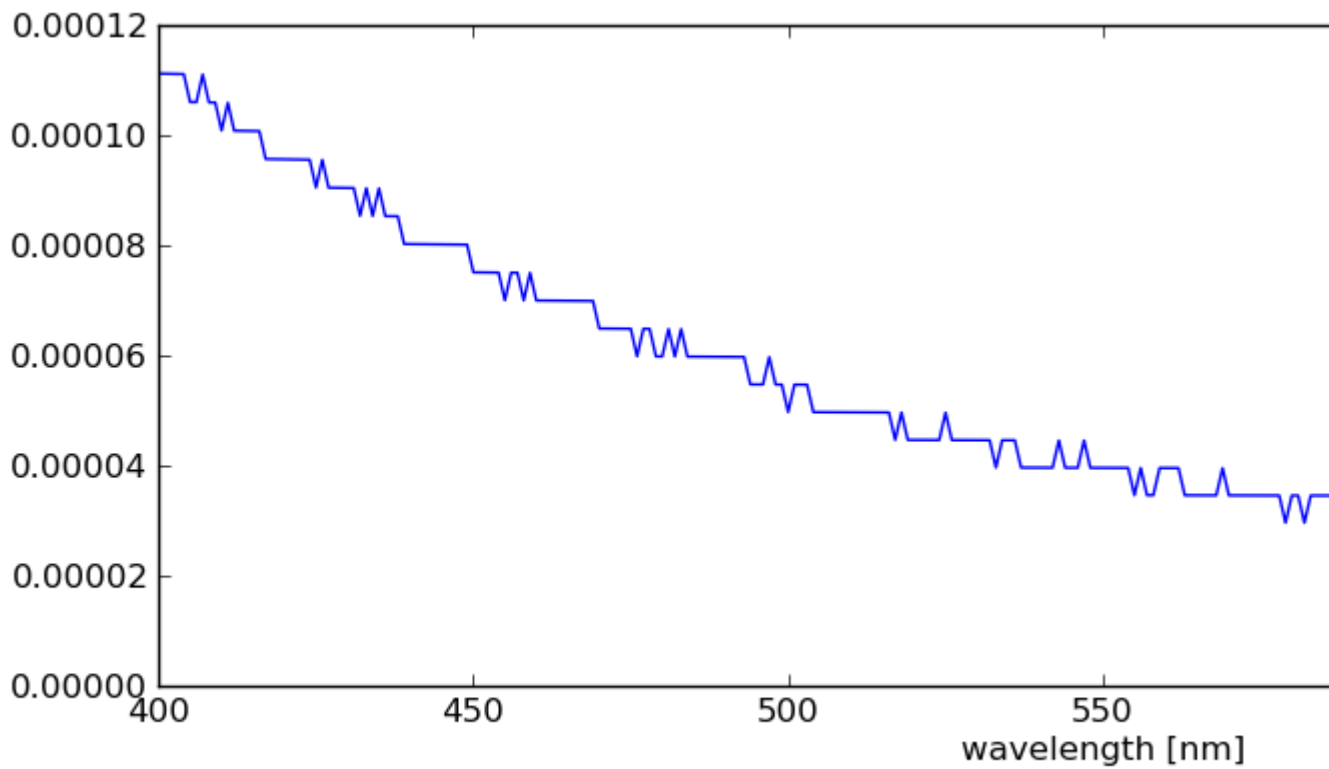
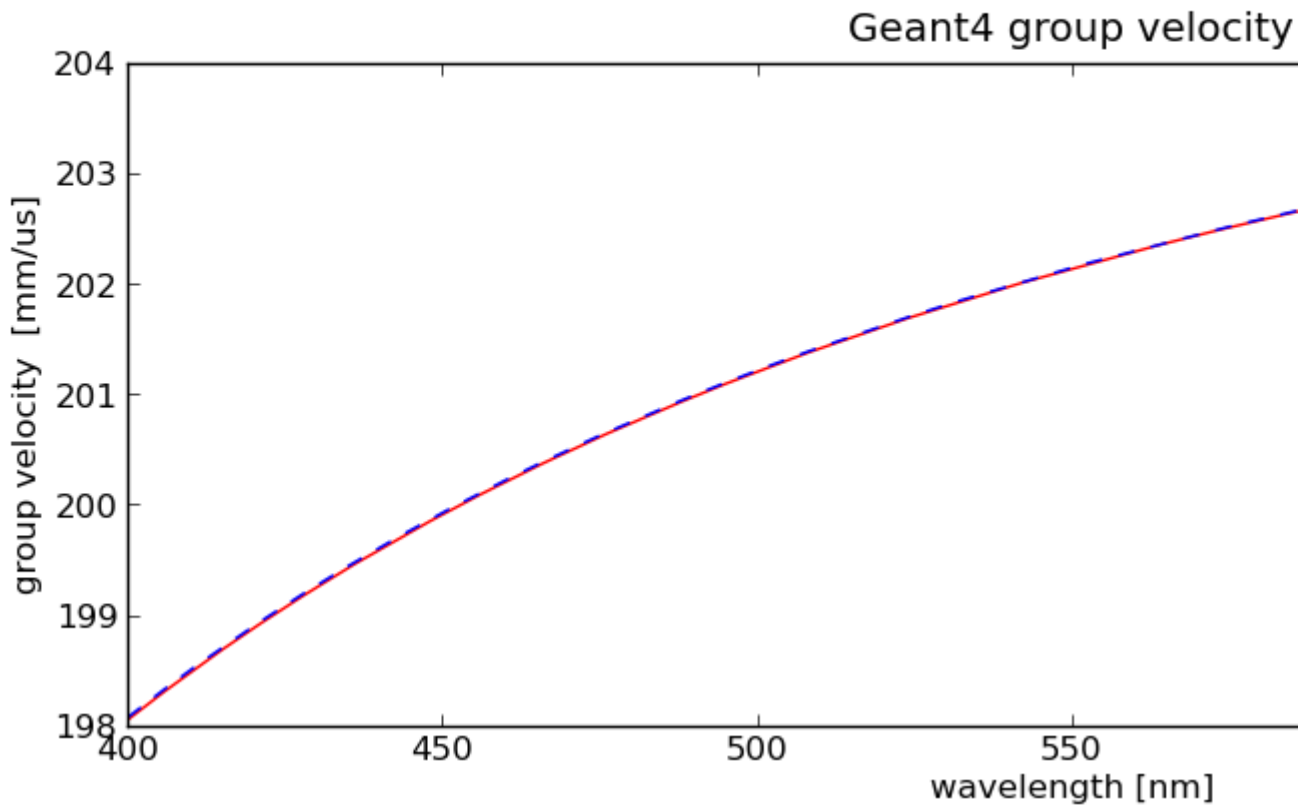
Attached

If a bug exists, it is most likely related to wrong material property maps.

Oliver

File Attachments

1) [Geant4-GroupVelocity.png](#), downloaded 408 times



2) [wl_vs_vg.txt](#), downloaded 339 times

Subject: Re: Group velocity for Cherenkov photon propagation in G3/G4

Posted by [Jochen Schwiening](#) on Fri, 28 Jan 2011 18:14:10 GMT

[View Forum Message](#) <> [Reply to Message](#)

Hi Oliver,

thanks for the check.

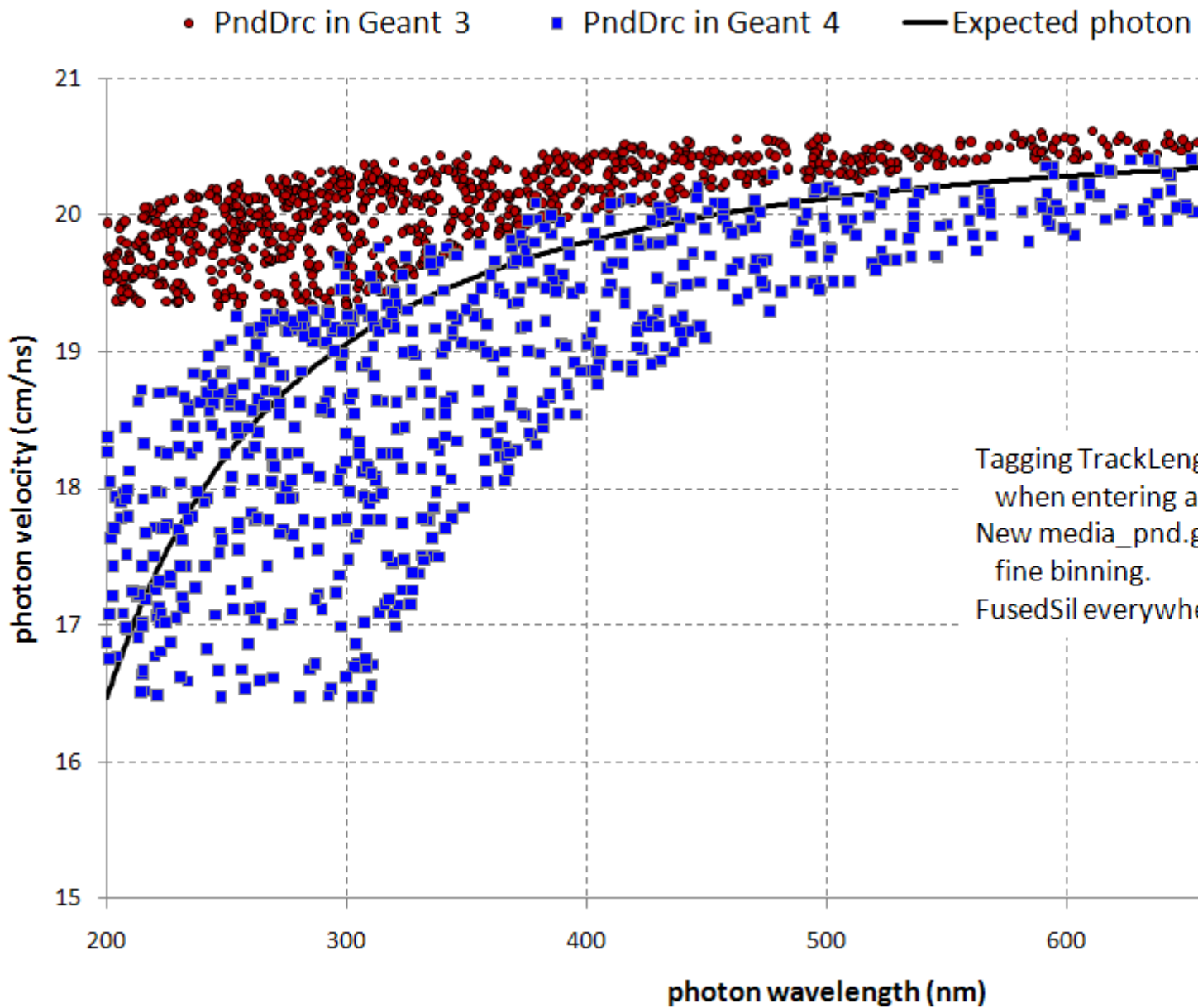
Are you plotting the average velocity per wavelength bin or the velocity for each photon? In the events that I looked at the velocity is almost correct on average but there is a huge spread. Would it be possible for you to plot the velocity per photon vs. the photon wavelength from your sample, similar to the scatter plots I have?

I checked the material properties table for FusedSil in the current official media_pnd.geo and it looks OK. The binning could be finer and I applied a table with the equivalent of the 1nm binning you recommended. The spread of v_{group} for a given wavelength remains the same, as you can see in the attached plot for the finely binned FusedSil.

Cheers,
Jochen

File Attachments

1) [pandaroot_geant_v_vs_lambda_new_files.png](#), downloaded 669 times



Subject: Re: Group velocity for Cherenkov photon propagation in G3/G4

Posted by [Oliver Merle](#) on Fri, 28 Jan 2011 18:39:44 GMT

[View Forum Message](#) <> [Reply to Message](#)

Jochen Schwiening wrote on Fri, 28 January 2011 19:14: Hi Oliver,

thanks for the check.

Are you plotting the average velocity per wavelength bin or the velocity for each photon?

You know its friday evening?

I've created exactly one photon for a given wavelength in a fused silica radiator. Geant4 assigns the group velocity to the photon at creation time. This value will only be changed if the material changes (in that case the LUT of the new material will be used to lookup the new

value).

So what I did is checking the computation of the group velocity in Geant4 itself. And this value is correct.

I don't know what happens in the VMC Layer above Geant4. You should be able to query the velocity of the photon without measuring time and distance (looks weird to me). If you compute the velocity from time and distance, there might also be an error in the distance computation or the assigned timestamps.

I would also switch Geant4 to high verbosity mode (at least for transportation), where you can check the tracklength manually.

I'm sorry, but I can't help you with VMC related stuff - I've never used it.

Good luck,
Oliver

Subject: Re: Group velocity for Cherenkov photon propagation in G3/G4
Posted by [Jochen Schwiening](#) on Fri, 28 Jan 2011 20:33:16 GMT
[View Forum Message](#) <> [Reply to Message](#)

Hi Oliver,

I like your suggestion to check individual photons without reflections and other potential complications, Stefano had suggested it as well.

To do this I used a photon gun placed inside the fused silica radiator bar, close to the forward end of the bar, and shot the photon along the Z axis of the bar towards the readout end, recording the production time and bar exit time as well as the path.

I created 10 photons with a fixed wavelength and varied the wavelength in 14 runs from 200nm to 700nm. I see that all 10 photons always have the exact same wavelength, path, time, and velocity.

The attached plot shows that the calculated velocity in Geant 4 is pretty much right on top of the calculated group velocity.

Unfortunately I cannot use the photon gun in Geant 3 because the photon gun does not work for us in Geant 3 (still the floating point exception crash when we select a 50000050 photon as primary particle) but at least for Geant 4 your test and my check suggests that the observed scatter of photon velocities is not due to a problem with the group velocity calculation in Geant (4) but due to incorrectly assigned paths or times from TrackLength() and/or TrackTime().

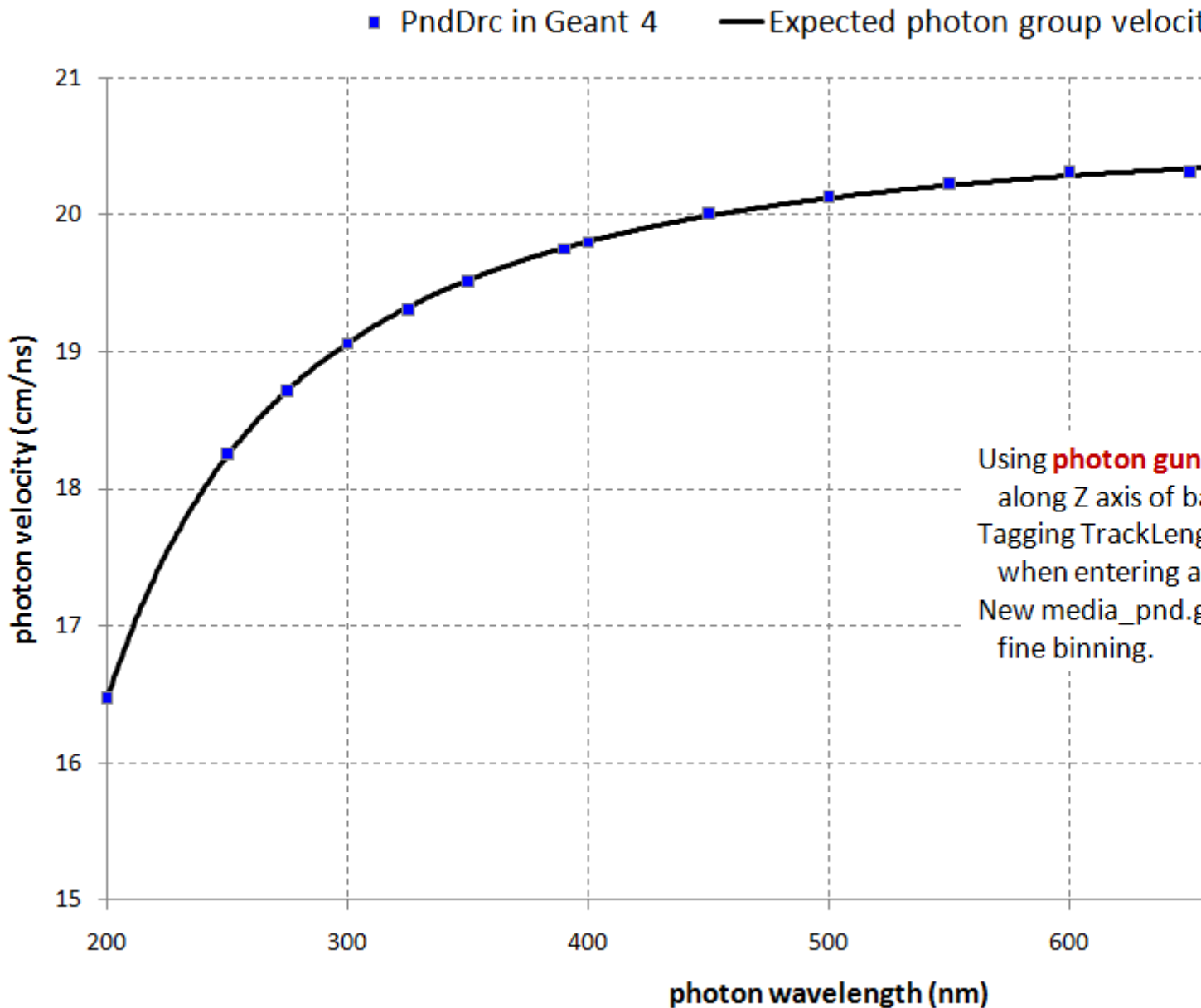
We still need to make sure that the photon velocity is correct in Geant 3 since using Geant 4 to generate event samples is prohibitively slow (more than a factor 10 per-event time). Any ideas for that would be very welcome since generating our DIRC reconstruction look-up tables in G4 and applying it to G3 tracks without being able to cross-check G3 with G3 and G4 with G4 is not great. (Plus, since Peter says that the velocity is wrong in Geant 3, that only the phase velocity is used, it's important that we verify and correct this mistake.)

Have a great weekend,

Jochen

File Attachments

1) [geant_vgroup_photon_gun.png](#), downloaded 747 times



Using **photon gun**
 along Z axis of b
 Tagging TrackLeng
 when entering a
 New media_pnd.g
 fine binning.

Subject: Re: Group velocity for Cherenkov photon propagation in G3/G4
 Posted by [Jochen Schwiening](#) on Mon, 11 Apr 2011 13:25:24 GMT
[View Forum Message](#) <> [Reply to Message](#)

Dear all,

just a follow-up to the still unresolved question of group velocity for optical photons in G3/G4 in pandaroot. I found a bug in my code where I calculated the photon energy (a Y was swapped for a Z due to German/Intl keyboard confusion) which caused the large scatter observed in previous plots. When the bug is removed the points all line up nicely on a line as can be seen in the attached plot. The very good news is that the Geant 4 points are now pretty much right on top of my theory line (apart from a very small

remaining scatter, probably due to some very short photon path segments caused by the photon exiting and re-entering the bar during each internal reflection).

The not so good news is that the Geant 3 points are still far away from theory and G4.

Any ideas?

Cheers,
Jochen

File Attachments

1) [group_velo_geant_vmc_apr_2011.png](#), downloaded 786 times

