
Subject: correction in emc bump splitting
Posted by [Dima Melnychuk](#) on Tue, 13 Jan 2009 03:10:21 GMT
[View Forum Message](#) <> [Reply to Message](#)

Hi all,

I have corrected the small bug in emc code which affected bump splitting and particularly calculation of the bump position. (rev.4314)

The energy of the bumps was calculated properly but to suppress merged π^0 , we need not only energies of the bumps but also opening angle of π^0 . And the bug in the calculation of bump position resulted in wrong opening angle and as a result in low efficiency of the merged π^0 suppression.

The pictures below gives some demonstration of the bump splitting for 200 event, 5 GeV π^0 generated in [30;60] degree theta range.

The following picture presents the MC Truth energy of gamma's from π^0 decay and reconstructed energy of EmcClusters.

The same for EmcBumps

i.e. the energy distribution is reproduced.

The opening angle of π^0 for MC Truth and EmcClusters

And reconstructed opening angle for EmcBumps

And finally π^0 invariant mass for EmcClusters

and EmcBumps

i.e. without bump splitting only 10 % of π^0 are reconstructed.

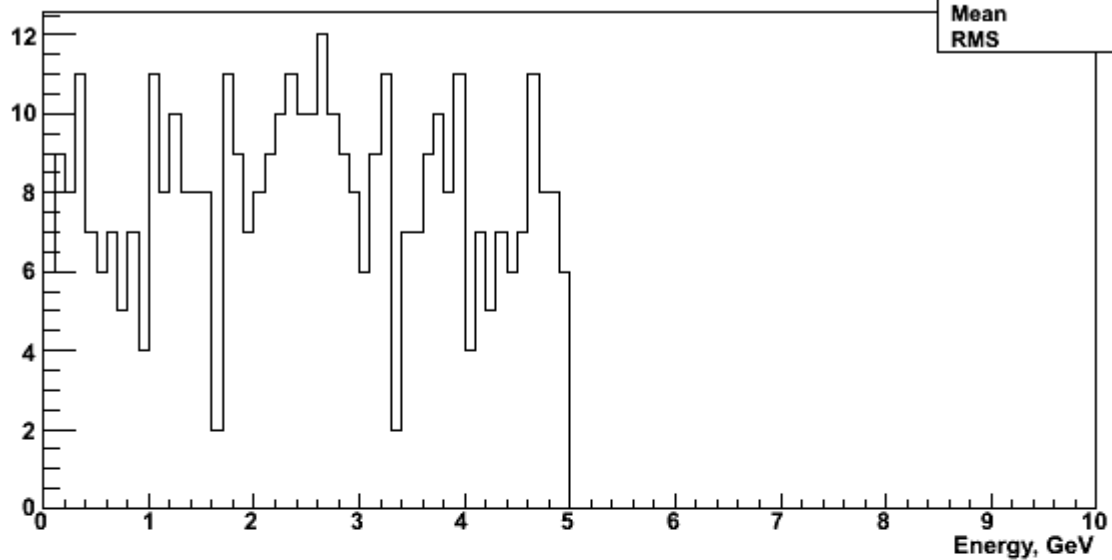
All the pictures are plotted with bump_analysis.C macro.

Best regards,
Dima

File Attachments

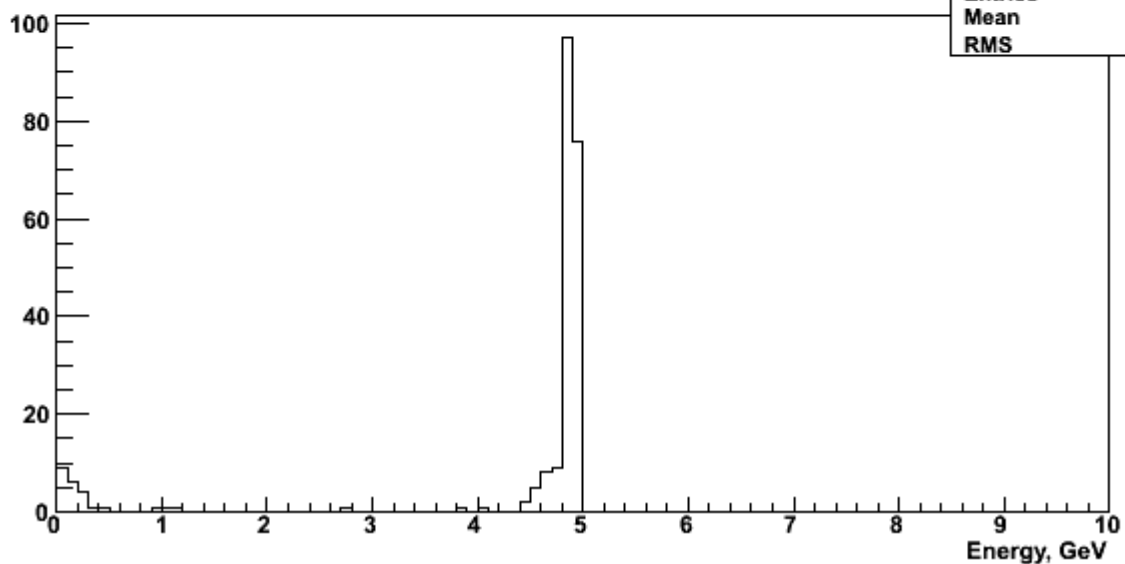
1) [egamma_cluster.png](#), downloaded 908 times

Energy of γ 's (MC truth)



h_egamma	
Entries	398
Mean	2.491
RMS	1.402

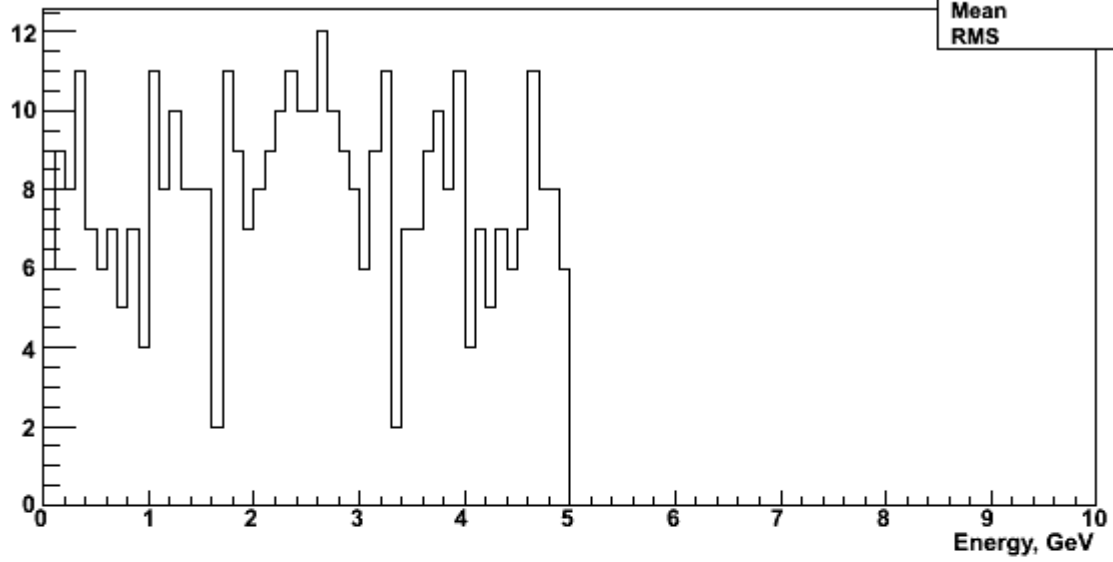
Energy of clusters



h_ebump	
Entries	224
Mean	4.353
RMS	1.436

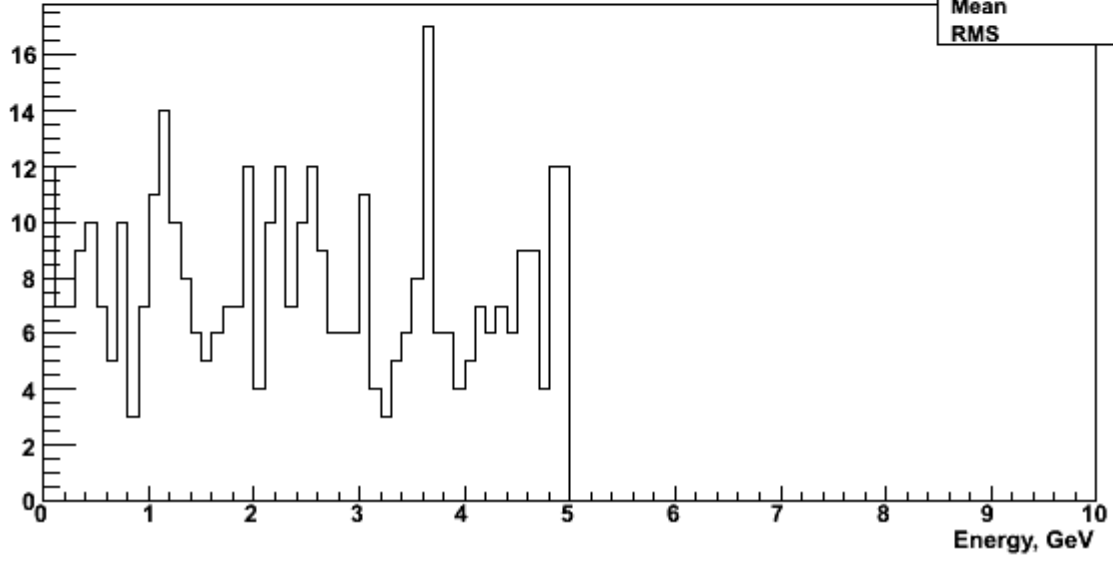
2) [egamma_bump.png](#), downloaded 894 times

Energy of γ 's (MC truth)



h_egamma	
Entries	398
Mean	2.491
RMS	1.402

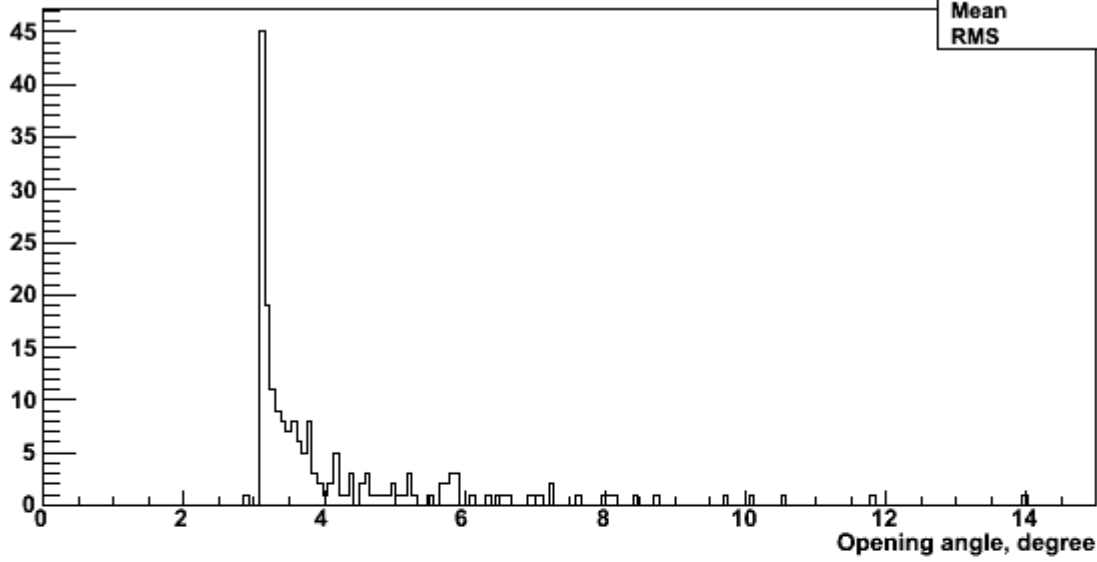
Energy of bumps



h_ebump	
Entries	392
Mean	2.448
RMS	1.467

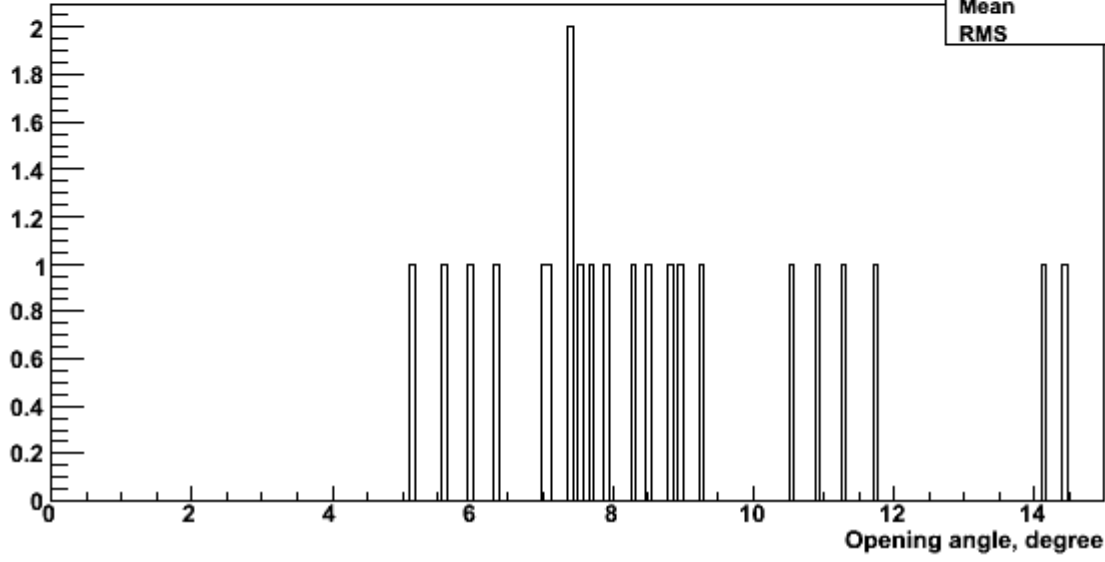
3) [pi0_angle_cluster.png](#), downloaded 888 times

MC truth: opening angle of π^0



h MC_angle	
Entries	198
Mean	4.194
RMS	1.709

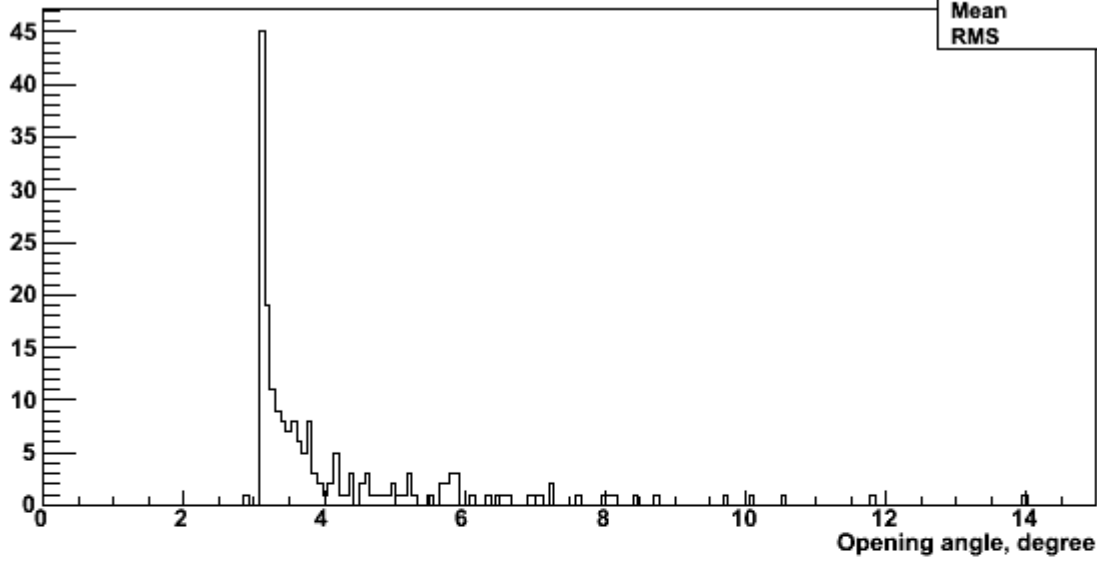
reconstructed opening angle of π^0



h_angle	
Entries	25
Mean	8.725
RMS	2.47

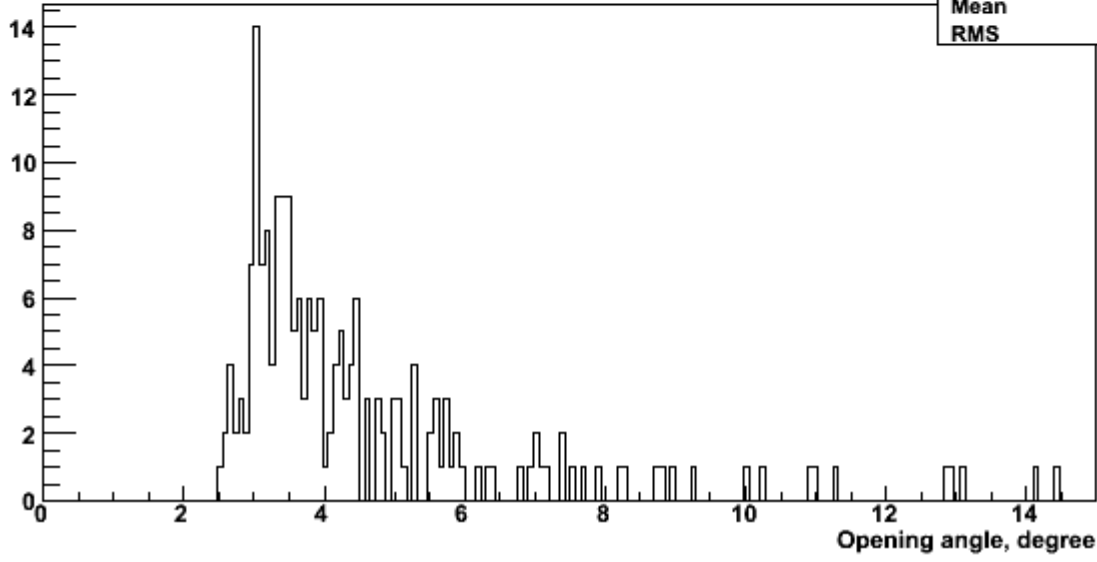
4) [pi0_angle_bump.png](#), downloaded 823 times

MC truth: opening angle of π^0



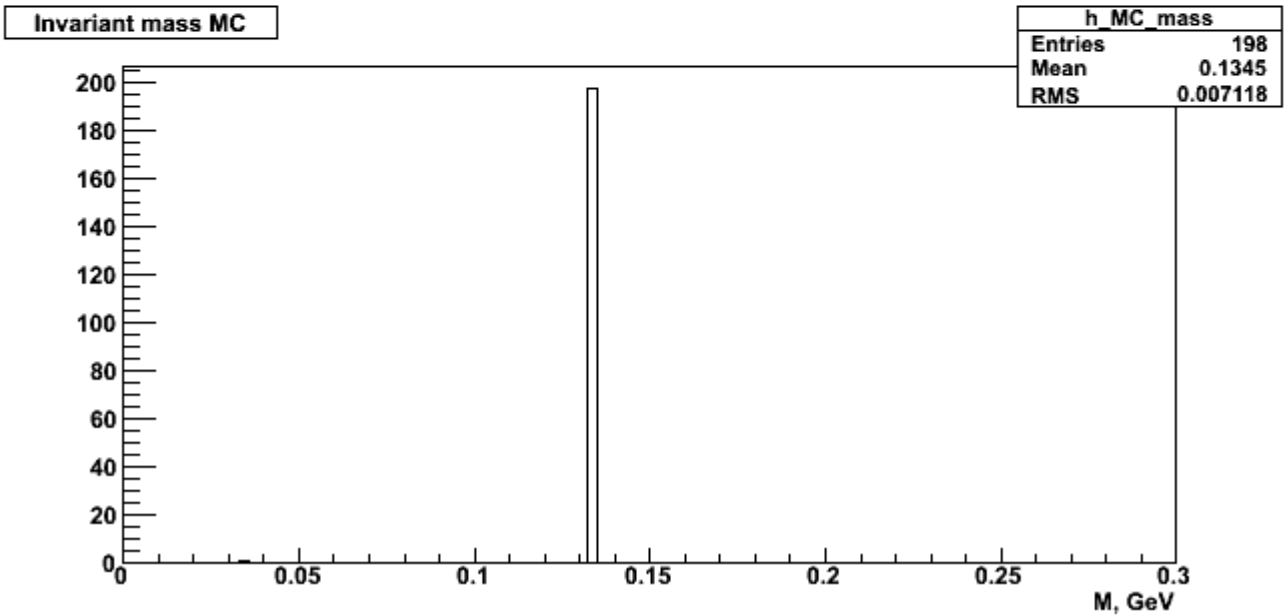
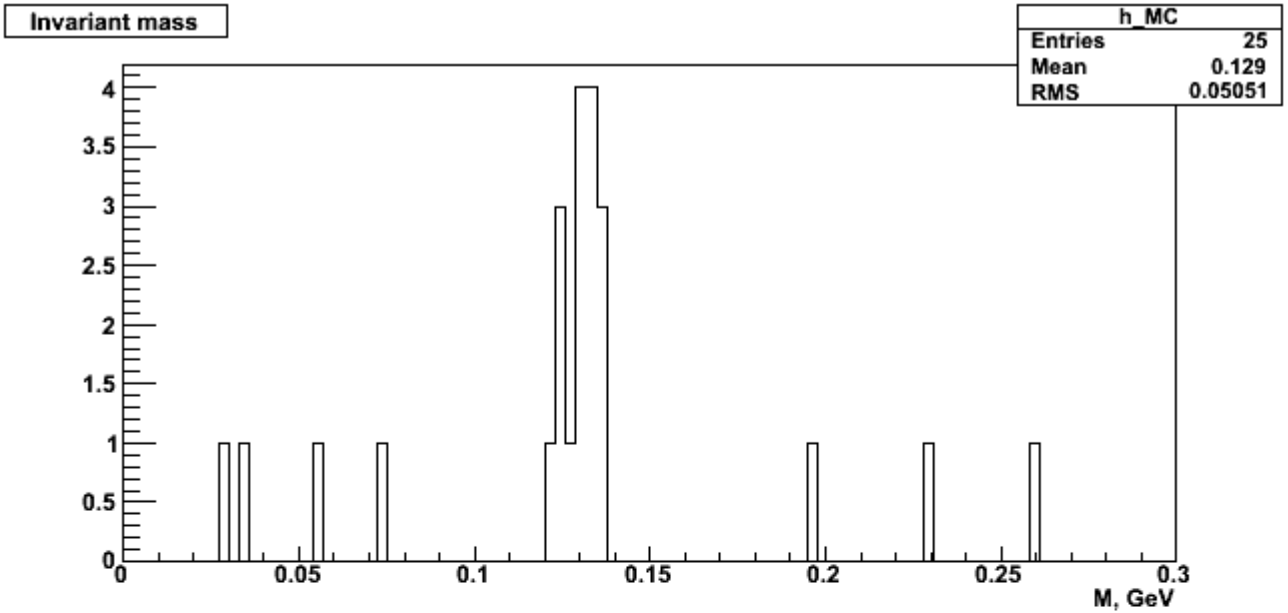
h_MC_angle	
Entries	198
Mean	4.194
RMS	1.709

reconstructed opening angle of π^0



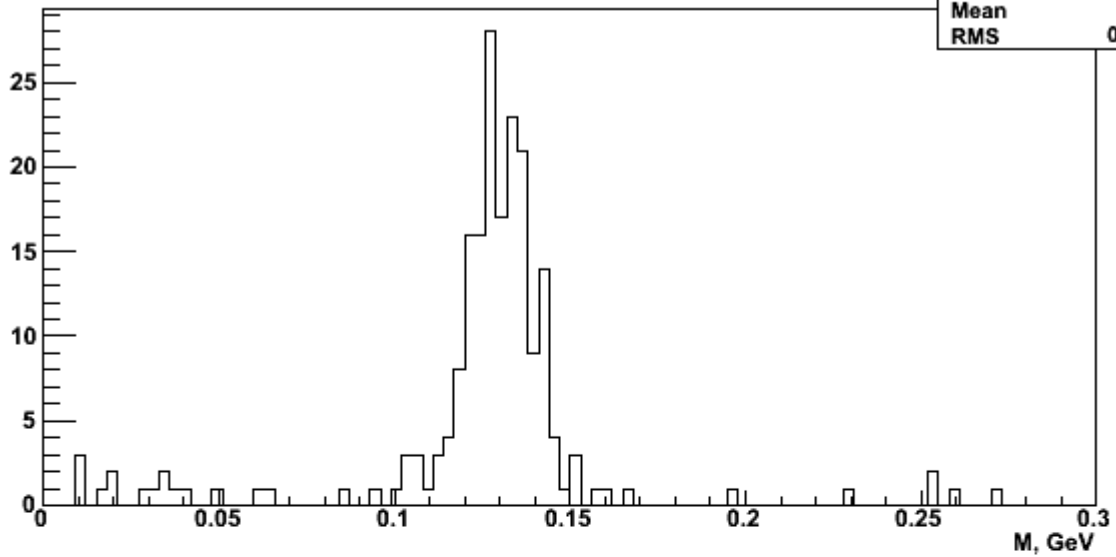
h_angle	
Entries	203
Mean	4.611
RMS	2.241

5) [m_pi0_cluster.png](#), downloaded 936 times

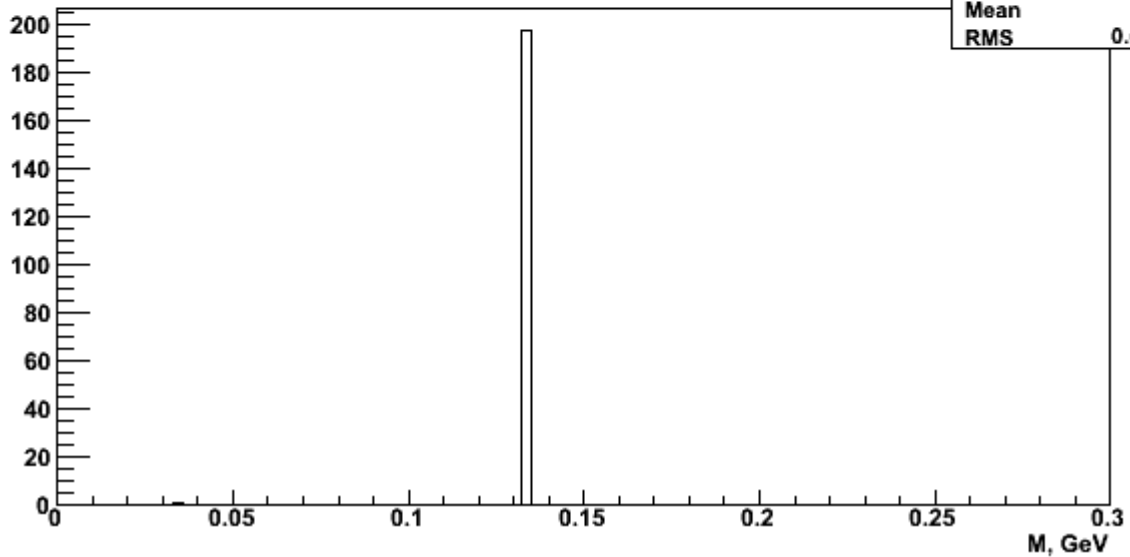


6) [m_pi0_bump.png](#), downloaded 929 times

Invariant mass



Invariant mass MC



Subject: Re: correction in emc bump splitting
Posted by [Bertram Kopf](#) on Tue, 13 Jan 2009 14:54:24 GMT
[View Forum Message](#) <> [Reply to Message](#)

Hi Dima,

great! So my question to you and especially to Irina: Is it now possible to obtain reasonable results for the gamma gamma studies which should go to the Physics Book?

Best regards,
Bertram.

Subject: Re: correction in emc bump splitting
Posted by [Johan Messchendorp](#) on Tue, 13 Jan 2009 22:16:05 GMT
[View Forum Message](#) <> [Reply to Message](#)

Dear all,

I am re-running the analysis part of the simulations for the gamma gamma studies at the KVI... with the latest revision. This should not take too long, since I am only re-running a part of the simulation.

Johan.

Subject: Re: correction in emc bump splitting
Posted by [Irina Brodski](#) on Fri, 06 Feb 2009 11:58:59 GMT
[View Forum Message](#) <> [Reply to Message](#)

Dear all,

this correction improved the bump splitting for pi0-events, but i still have a problem with gamma gamma events and there is still a factor of 2-5 for the background above 3 GeV to suppress.

Here a little macro to explain.

Please please run it with:

```
root -l "Fehlersuche.C(\"gammagamma.root\",7.5298 )"  
root -l "Fehlersuche.C(\"pi0pi0.root\",7.5298 )"
```

Many single gamma-clusters in the shashlyk are split in two.

Maybe someone can help me?

Thank you,

Irina

File Attachments

-
- 1) [pi0pi0.root](#), downloaded 402 times
 - 2) [gammagamma.root](#), downloaded 387 times
 - 3) [Fehlersuche.C](#), downloaded 328 times
-

Subject: Re: correction in emc bump splitting
Posted by [Dima Melnychuk](#) on Fri, 06 Feb 2009 12:46:26 GMT
[View Forum Message](#) <> [Reply to Message](#)

Hi Irina,

Small correction to your post. From the data file gammagamma.root it looks like that some single gamma clusters are split into 2 bumps not in shashlyk but in forward endcap (slightly above 2 meters in Z direction) and there is no single event with clusters in shashlyk.

And it looks like that problem is related with what Bertram posted

http://forum.gsi.de/index.php?t=rview&goto=7833#msg_7833

I tried to solve it but still without success.

Dima

Subject: Re: correction in emc bump splitting
Posted by [Bertram Kopf](#) on Fri, 06 Feb 2009 14:05:51 GMT
[View Forum Message](#) <> [Reply to Message](#)

Hi Irina and Dima,
just one additional remark:

Dima Melnychuk wrote on Fri, 06 February 2009 13:46Hi Small correction to your post. From the data file gammagamma.root it looks like that some single gamma clusters are split into 2 bumps not in shashlyk but in forward endcap (slightly above 2 meters in Z direction) and there is no single event with clusters in shashlyk.

And it looks like that problem is related with what Bertram posted
http://forum.gsi.de/index.php?t=rview&goto=7833#msg_7833

Due to the fact that only events with $|\cos(\Theta^*)| < 0.6$ are considered, the shashlyk detector doesn't contribute at all. The reconstructed gamma hists either the barrel calorimeter or the forward endcap. The backward endcap is also important in order to see low energetic gammas originated from the π^0 background.

Best regards,
Bertram.

Subject: Re: correction in emc bump splitting
Posted by [Irina Brodski](#) on Fri, 13 Feb 2009 21:33:34 GMT
[View Forum Message](#) <> [Reply to Message](#)

Yes, Bertram is right. I mean the detektor part on a position of >200 . This should be the endcup

Subject: Re: correction in emc bump splitting
Posted by [Johan Messchendorp](#) on Thu, 19 Feb 2009 20:48:46 GMT
[View Forum Message](#) <> [Reply to Message](#)

Hi,

I started a new series of simulations with the older forward endcap design, as we discussed this afternoon. The jobs are in the queue. For Irina, the results will appear at kvip81 (once the jobs start running, though) at the location:

/daq/panda/simgg_feb09/...

Kind wishes,

Johan.