
Subject: failure of QA macro of EMC reconstruction

Posted by [Johan Messchendorp](#) on Sat, 05 Dec 2009 12:47:47 GMT

[View Forum Message](#) <> [Reply to Message](#)

Dear EMCers,

I noted that the QA macro `"/trunk/macro/qa/emc/QAmacro_emc_3.C"` produces a failure on many platforms:

`http://fairroot.gsi.de/CDash/testSummary.php?project=2&name=qa_emc_macro3&date=2009-12-05`

It seems that the reconstruction of the azimuthal angle of photon clusters deviates systematically by 0.3-0.4 degrees from the MC truth information. This failure appears on many machines in the nightly tests. Unfortunately, I could not find any trivial mistake in the macro. Could someone with expertise take a look at it (Dima, Marc, Stefano,...)?

Thanks in advance,

Johan.

Subject: Re: failure of QA macro of EMC reconstruction

Posted by [Stefano Spataro](#) on Sat, 05 Dec 2009 15:22:45 GMT

[View Forum Message](#) <> [Reply to Message](#)

When I found this error, few months ago, I have found that it was just a problem of statistic, too few counts to have a decent gaussian, then sometime you could have a large rms. I have not checked it since that time, but I suppose it is the same problem. Maybe one should increase the number of processed events.

Subject: Re: failure of QA macro of EMC reconstruction

Posted by [Johan Messchendorp](#) on Sat, 05 Dec 2009 16:15:25 GMT

[View Forum Message](#) <> [Reply to Message](#)

Hi,

I just run it (QAmacro_emc_x.C) with 10000 events and there is really a significant shift in phi... well, at least on my computer. Let me attach figures which shows it: the difference between $\phi(\text{cluster}) - \phi(\text{MC})$ versus the phi angle (!) of the photon (histogram h2phi in the macro)...

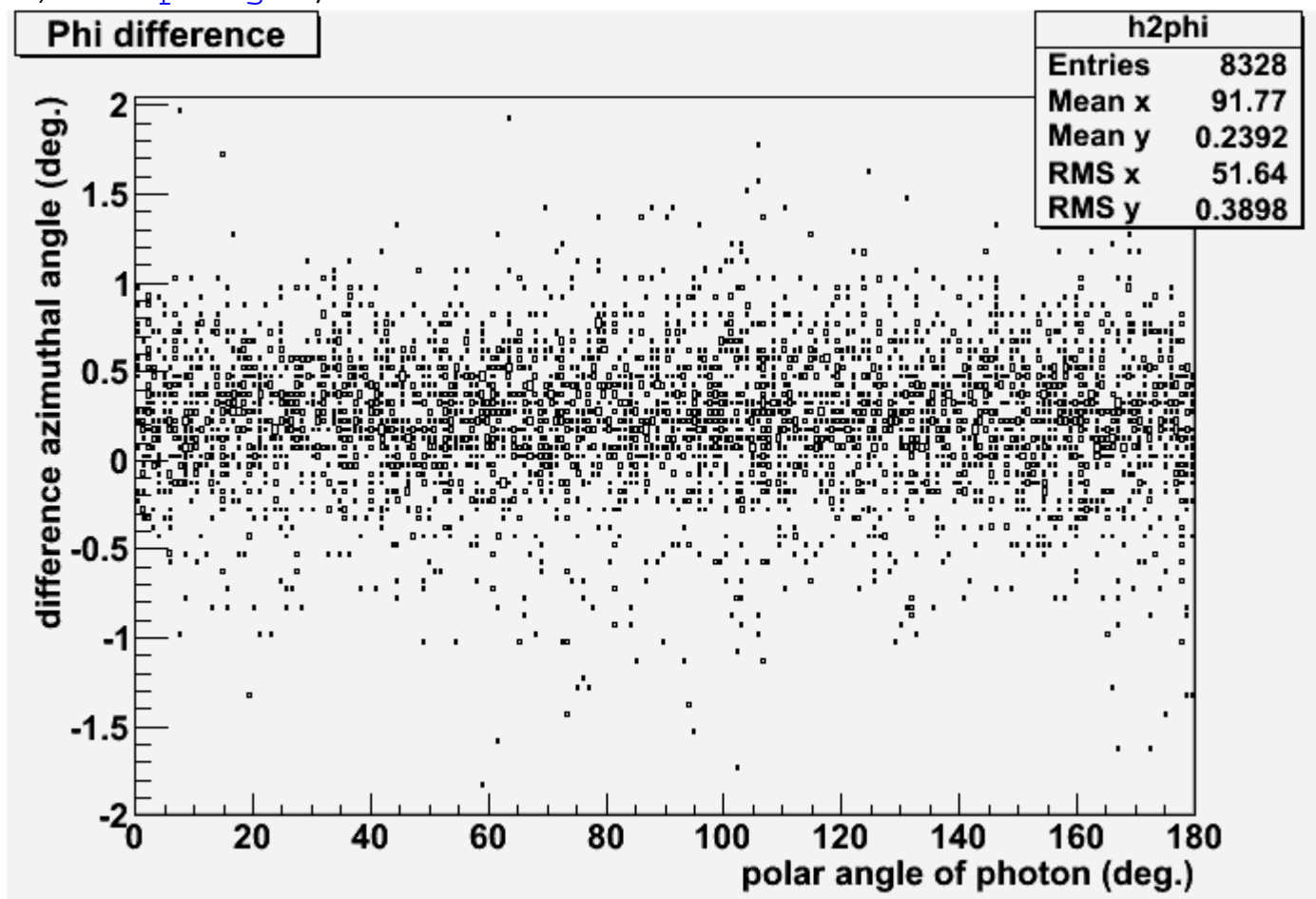
Alternatively, the difference against the polar angle... it appears to be related to the barrel part...

Greetings,

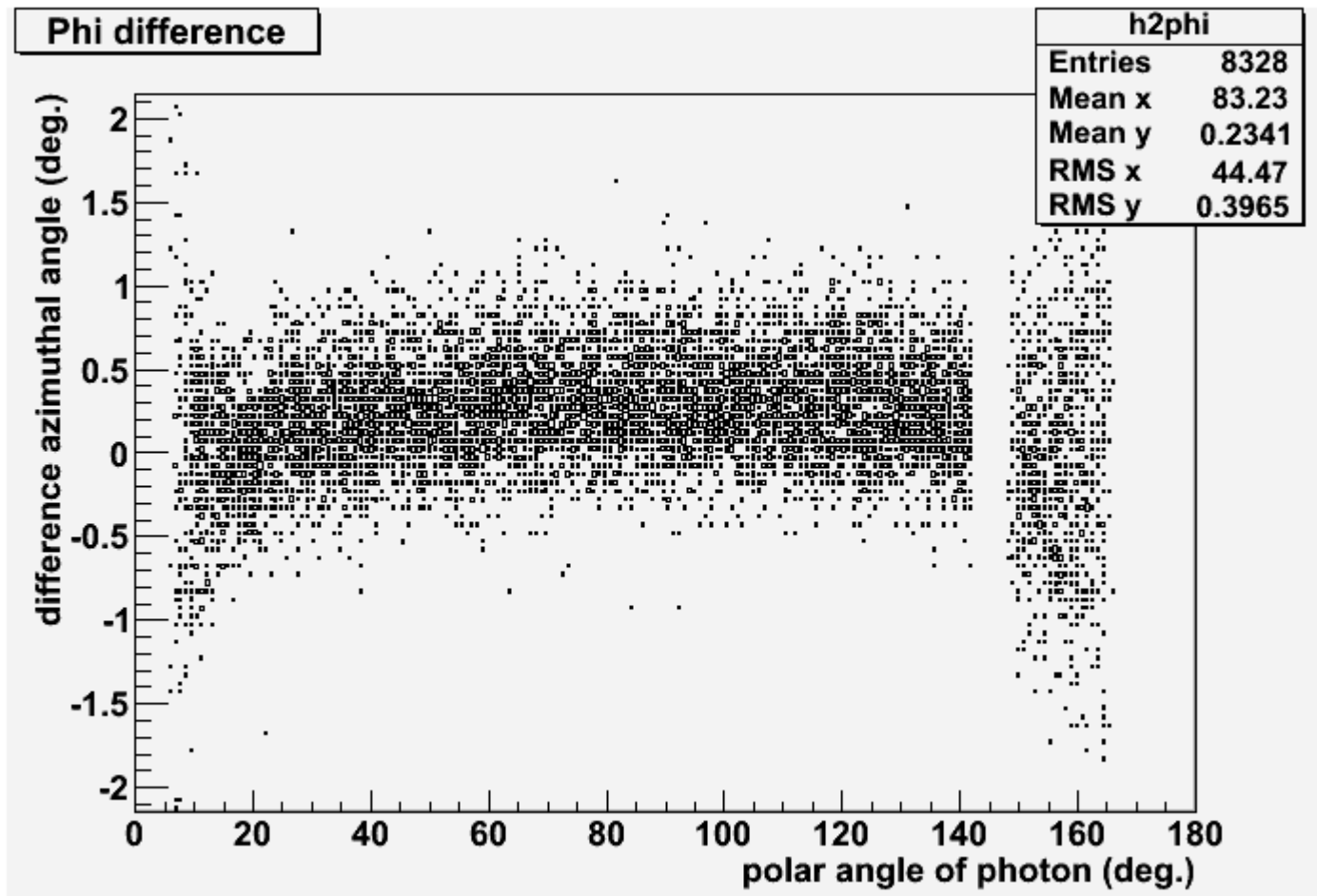
Johan

File Attachments

1) [diffphi.gif](#), downloaded 1161 times



2) [diffphivstheta.gif](#), downloaded 1129 times



Subject: Re: failure of QA macro of EMC reconstruction
 Posted by [Stefano Spataro](#) on Sat, 05 Dec 2009 23:23:11 GMT
[View Forum Message](#) <> [Reply to Message](#)

I attach the slide I have presented in Dubna on 2nd July 2007,
 there phi was good.
 Maybe some changes in the code have produced that shift, but at that time the barrel seemed
 fine.

Does this problem appear only on few machines, or in all the cases?

File Attachments

1) [emc.pdf](#), downloaded 434 times

Subject: Re: failure of QA macro of EMC reconstruction
 Posted by [Johan Messchendorp](#) on Sat, 05 Dec 2009 23:35:23 GMT
[View Forum Message](#) <> [Reply to Message](#)

Hi,

I only checked the spectra on one of the machines (suse-enterprise, gcc4.3.2, 64-bit, rev.
 7276). The QA checks report problems on most of the other machines as well, with all a

positive shift in delta-phi (albeit all small). I changed the QA macro now with 1000 events, which for the average one should get a very precise number. There might be a logic mistake in the macro, but to me it looked fine. Could you take a look at QAmacro_emc_3.C and maybe try to run it with high statistics on your machine?

Actually, looking at your PDF file, I do see a statistically significant shift in the mean of delta-phi as well, also positive.

Greetings,

Johan

Subject: Re: failure of QA macro of EMC reconstruction

Posted by [mpeliz](#) on Sun, 06 Dec 2009 11:00:39 GMT

[View Forum Message](#) <> [Reply to Message](#)

Hello,

looking to the standard macros in the emc directory
it seems that for the geometry used in the qa macros
the mapper version 6 should be used, e.g.

macro/emc/sim_emc.C:

```
Emc->SetGeometryFileNameTriple("emc_module125.dat","emc_module3new.root",  
                                "emc_module4_StraightGeo24.4.root"); //MapperVersion: 6
```

while the mapper for the 3rd macro is instantiated with version number 2

```
macro/qa/emc/QAmacro_emc_3.C: PndEmcMapper *emcMap=PndEmcMapper::Instance(2);
```

I do not know if this causes the problem, but it is inconsistent anyway. Since Johan has simulated and digitized 10k events, could you try to run the reconstruction with a consistent setting of the mapper and see if this changes anything?

Another point to check might be the latest changes for the PndEmcStructure and PndEmcXtal classes announced recently by Ola and Elwin on this forum. But this is just a wild guess, since we do not know at which point the error did not occur. Maybe it was even present at Dubna, 2.5 years ago.

Best regards,
Marc

Subject: Re: failure of QA macro of EMC reconstruction

Posted by [StefanoSpataro](#) on Sun, 06 Dec 2009 11:23:13 GMT

[View Forum Message](#) <> [Reply to Message](#)

If I remember well the mapper defines the position of the crystal with respect to the others, i.e. the neighbour crystals, and not the position in lab frame. And the mapping of the barrel is always the same for all the mapper versions.

Therefore, it should not change the results (for barrel) a wrong map.

Subject: Re: failure of QA macro of EMC reconstruction

Posted by [Johan Messchendorp](#) on Sun, 06 Dec 2009 12:00:26 GMT

[View Forum Message](#) <> [Reply to Message](#)

Hi,

I already changed the mapper version in the QA macro yesterday and that didn't change the result at all. I will try to make some comparison on different machines and older versions as well.....

Johan

Subject: Re: failure of QA macro of EMC reconstruction

Posted by [Elwin Dijck](#) on Sun, 06 Dec 2009 13:32:28 GMT

[View Forum Message](#) <> [Reply to Message](#)

Hi all,

I think the macros/mapper versions etc. are alright and the shift is caused by incorrect handling of the skewed shapes of the barrel crystals.

In my changes to the PndEmcXtal class, I changed PndEmcXtal::frontCentre to properly take the skewing of crystals into account (ie. cases where the parameters phi and theta of TGeoTrap are non-zero). To show that the skewed shapes can result in the observed phi-shift, here is a plot of the phi-difference between the center of the front face and the center of the crystal as a function of theta (the normals of the front faces of the crystals all point towards the target). It looks similar to the theta-dependence of the shift.

Interesting from the QA test results is that the sign of the shift seems to have flipped around November 24 when my changes to the PndEmcXtal class were committed. I think the origin of the problem is in PndEmcDigi::depthPosition. Before my changes the result was wrong, and afterwards it was still wrong but in a different way. The main problem is that for the skewed TGeoTraps, the front face normal vector and crystal axis vector are not the same, which PndEmcDigi::depthPosition doesn't take into account. Thus PndEmcDigi::depthPosition that uses the front face normal does not return a position that lies on the central axis of the crystal.

I think the shift can be fixed by adding another parameter to PndEmcXtal that returns the unit vector in the direction of the central axis of the crystal and using that in the digi position calculation. Since my changes this vector is already calculated in the PndEmcXtal constructor anyway, it only needs to be accessible. See the attached files for changes in the code.

svn diffs

Index: PndEmcXtal.h

```

=====
--- PndEmcXtal.h (revision 7277)
+++ PndEmcXtal.h (working copy)
@@ -52,6 +52,7 @@
    const TVector3& centre() const;
    const TVector3& frontCentre() const;
    const TVector3& normalToFrontFace() const ;
+   const TVector3& axisVector() const;
    const TGeoTrap& geometry() const;
    const TGeoRotation& rotation() const;

@@ -66,6 +67,7 @@
    TVector3 fCentre;
    TVector3 fFrontCentre;
    TVector3 fNormalToFrontFace;
+   TVector3 fAxis;

    ClassDef(PndEmcXtal,1)
};
Index: PndEmcXtal.cxx
=====
--- PndEmcXtal.cxx (revision 7277)
+++ PndEmcXtal.cxx (working copy)
@@ -70,12 +70,14 @@

    fFrontCentre = pos + axis_vector;
    fNormalToFrontFace = -1.0 * normal_vector;
+   fAxis = -1.0 * axis_vector.Unit();
    } else {
        //cout << "Crystal orientation in module " << id->Index() / 100000000
        // << " -dz" << endl;

        fFrontCentre = pos - axis_vector;
        fNormalToFrontFace = +1.0 * normal_vector;
+   fAxis = +1.0 * axis_vector.Unit();
    }
}

@@ -137,6 +139,12 @@
    return fNormalToFrontFace;
}

+const TVector3&
+PndEmcXtal::axisVector() const
+{
+   return fAxis;
+}
+
+const TGeoTrap&
+PndEmcXtal::geometry() const
+{
Index: ../EmcData/PndEmcDigi.cxx

```

=====

```
--- ../EmcData/PndEmcDigi.cxx (revision 7277)
+++ ../EmcData/PndEmcDigi.cxx (working copy)
@@ -117,7 +117,7 @@
    //cout << "depth" << endl;
```

```
    TVector3 pos = xtal->frontCentre();
-   TVector3 norm=xtal->normalToFrontFace();
+   TVector3 norm = xtal->axisVector();
    norm*=fPositionDepth;
    pos += norm;
```

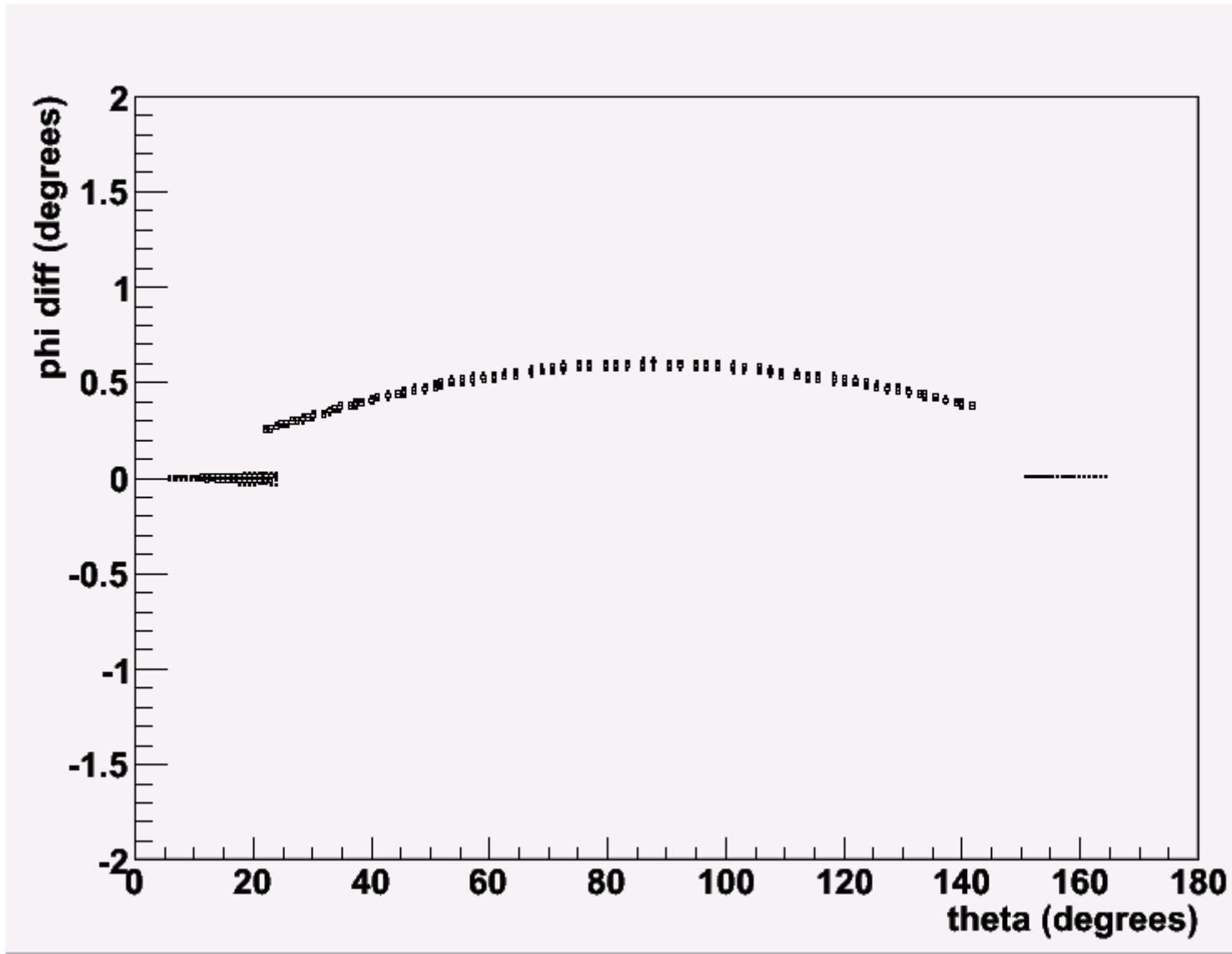
I haven't fully tested this, but here are some results for 500 photons @ theta = 90 degrees (1 GeV) where the shift is biggest. Black - old code (negative phi shift), blue - after my changes to PndEmcXtal (positive phi shift), red - using axis vector (phi shift seems mostly gone).

Could someone properly check whether this really helps?

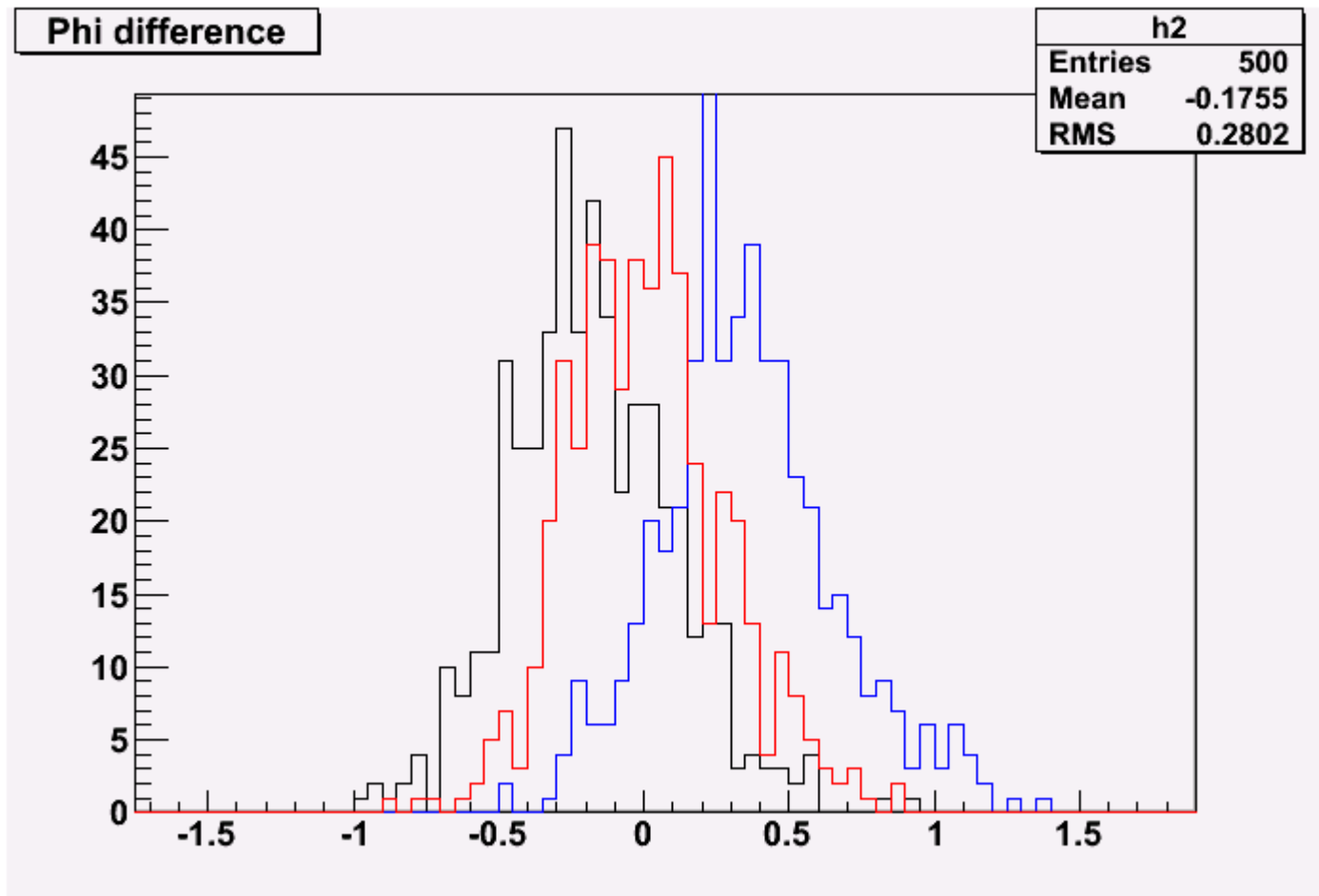
Best regards,
Elwin Dijck

File Attachments

1) [skewing.gif](#), downloaded 1246 times



2) [test.gif](#), downloaded 1234 times



- 3) [PndEmcXtal.h](#), downloaded 431 times
- 4) [PndEmcXtal.cxx](#), downloaded 439 times
- 5) [PndEmcDigi.cxx](#), downloaded 482 times

Subject: Re: failure of QA macro of EMC reconstruction
Posted by [Johan Messchendorp](#) on Sun, 06 Dec 2009 15:29:40 GMT
[View Forum Message](#) <> [Reply to Message](#)

Hi,

Excellent. That seems indeed to account for the small shift. I just run 10000 events of 1 GeV photons with the updates Elwin proposes (axis labeling is wrong, should be delta phi against polar angle):

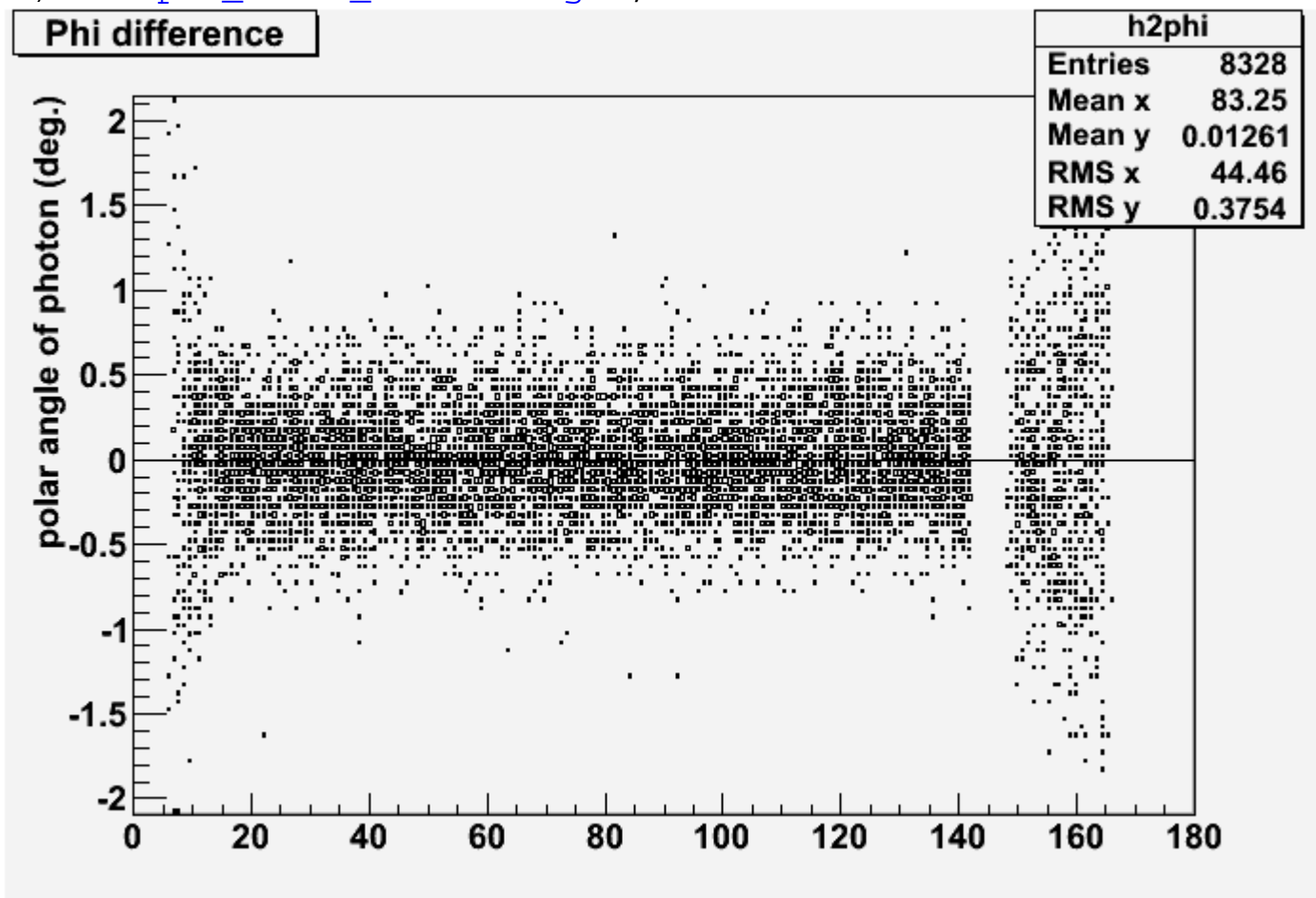
I also checked the procedure at a few other energies, and G4, and it all seems to fit nicely. If there are no objections, I will commit the changes to the trunk...

Thanks guys,

Johan.

File Attachments

1) [diffphi_theta_elwinfix.gif](#), downloaded 1110 times



Subject: Re: failure of QA macro of EMC reconstruction

Posted by [Stefano Spataro](#) on Sun, 06 Dec 2009 15:53:42 GMT

[View Forum Message](#) <> [Reply to Message](#)

It's nice that people prefer to spend their sundays working on a pc instead of resting a bit

However, in my correlation from the PndPidCorrelator, I had always sistematic shifts of the track projected point from the emc cluster position, and maybe it was connected to this problem. But I cannot check it from home.

Subject: Re: failure of QA macro of EMC reconstruction

Posted by [Elwin Dijck](#) on Sun, 06 Dec 2009 16:49:24 GMT

[View Forum Message](#) <> [Reply to Message](#)

Good. I expect there can still be a small phi shift in some cases because the actual depth of showers is energy-dependent, while the depth used for reconstruction is constant. The default depth of 6.2 cm seems to work reasonably well, but I guess making this value energy-dependent at some point might further improve the reconstruction, especially at the lowest energies.