
Subject: Re: LYCCA ToF scintillators

Posted by [Michael Reese](#) on Fri, 12 Aug 2016 13:35:22 GMT

[View Forum Message](#) <> [Reply to Message](#)

Hi,

By just plotting the x vs. y position as it comes from the ToF-scintillator, you will get a pattern of squares. The pattern comes from the gaps between the LYCCA modules.

If everything would be perfect, the lines in the pattern should be perpendicular. In practice they might look a bit sheared.

The "x_shear" and "y_shear" parameters are there to correct for that.

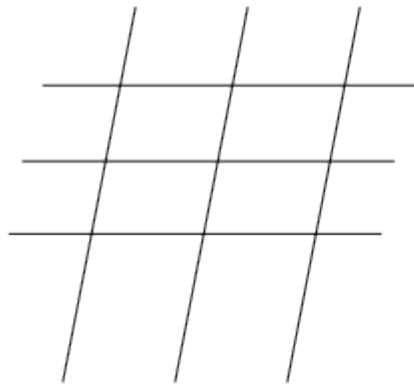
I hope the following schematic drawing makes it clear.

In addition, the pattern might be shifted in x and y direction, and rotated. There are other parameters foreseen to correct these errors.

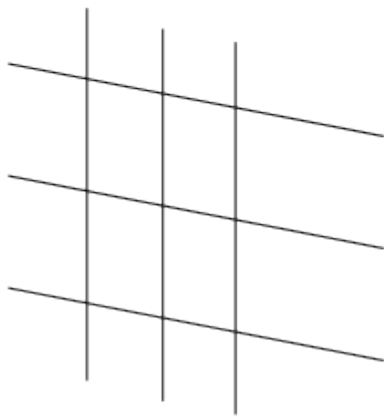
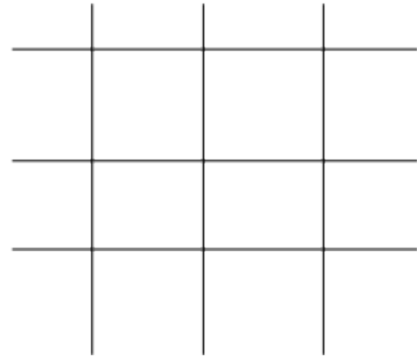
Regards,
Michael

File Attachments

1) [shear_correction.png](#), downloaded 987 times



x_shear
→
correction



y_shear
→
correction

