
Subject: Re: EMC resolution

Posted by [Dima Melnychuk](#) on Wed, 06 Nov 2013 11:35:29 GMT

[View Forum Message](#) <> [Reply to Message](#)

Hi,

I have just update emc energy correction parameters for the case of non-uniformity switched on with the latest version of digitization.

I also switched on the use of non-uniformity by default in all.par

The files with correction are in /macro/params/

emc_correction_hist_gamma_2.root

emc_correction_hist_gamma_3.root

emc_correction_hist_gamma_4.root

emc_correction_par_gamma_2.root

emc_correction_par_gamma_3.root

emc_correction_par_gamma_4.root

You use correction like

```
PndEmcAbsClusterCalibrator * calibrator1=
```

```
PndEmcClusterCalibrator::MakeEmcClusterCalibrator(1, 3);
```

And then obtain calibrated energy like

```
cluster_energy_calibrated=calibrator1->Energy(cluster);
```

And here first number stands for the method applied (1 - correction from histogram, 2 - correction from parametrization)

Second number stands for version and here

1 - previous version of digitization, no non-uniformity (deprecated)

2 - current version of digitization, no non-uniformity

3 - current version of digitization, with non-uniformity

(should be used by default)

4 - current version of digitization, with non-uniformity calculated by Hossein (linear non-uniformity 1.5%, set from the file /macro/params/EmcDigiNoniformityPars2.root)

By the way the macro which produces the last non-uniformity file is

```
/macro/emc/dedicated/fill_nonuniformity_param.C
```

Here some plots which demonstrate how applying non-uniformity change reconstructed emc energy. I do not know if it's by accident or by intention of Christian Hammann who provided non-uniformity parameters from measured data in case of barrel EMC correction is almost not needed, i.e. 1 GeV energy peak is centred around 1 GeV. But for endcaps correction is still needed anyway.

For energies in range 0-10 GeV energy versus polar angle

Reconstructed energy of 1 GeV photons

Reconstructed pi0 invariant mass

In this last case the corrected energy gives even slightly worse results.

In PndPidCorrelator.cxx

```
fEmcCalibrator= PndEmcClusterCalibrator::MakeEmcClusterCalibrator(2, 1);
```

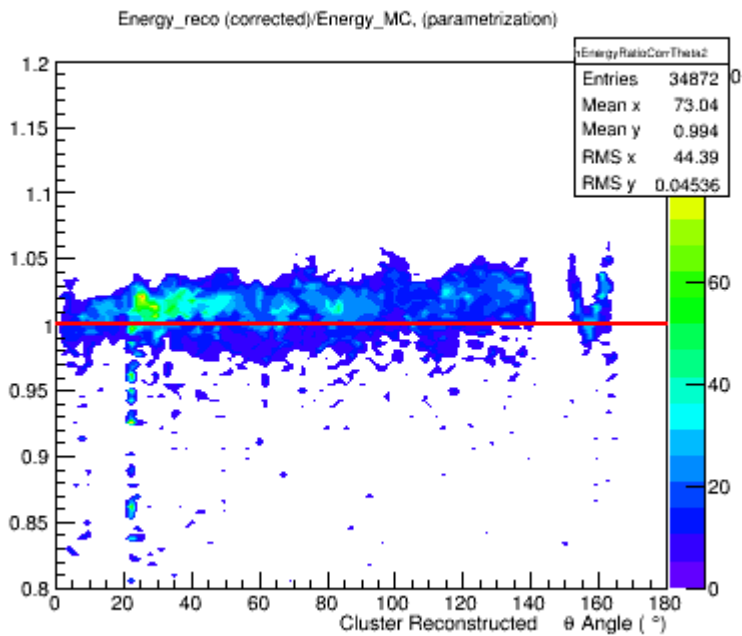
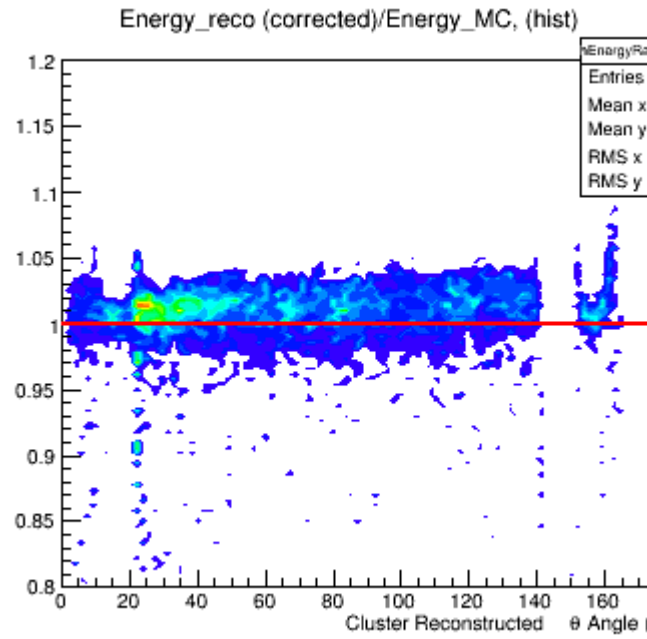
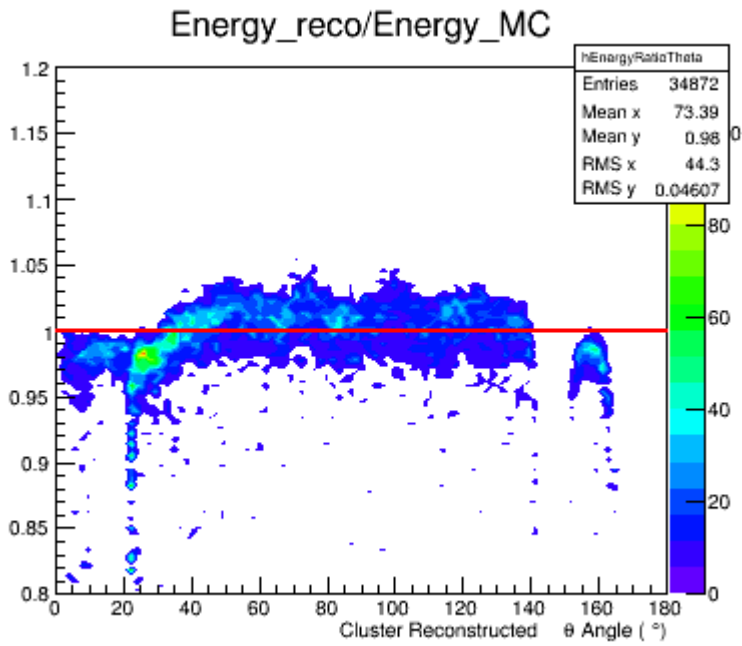
should be modified to

```
fEmcCalibrator= PndEmcClusterCalibrator::MakeEmcClusterCalibrator(2, 3);
```

Dima

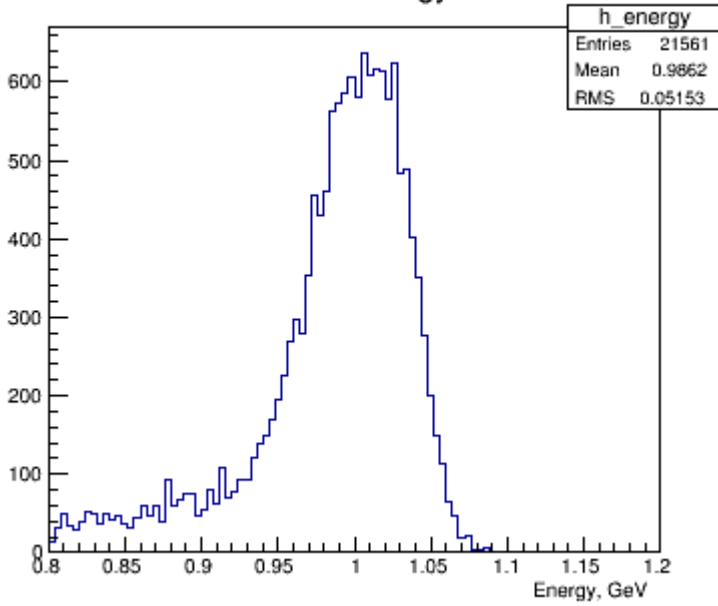
File Attachments

1) [e_vs_theta.png](#), downloaded 1564 times

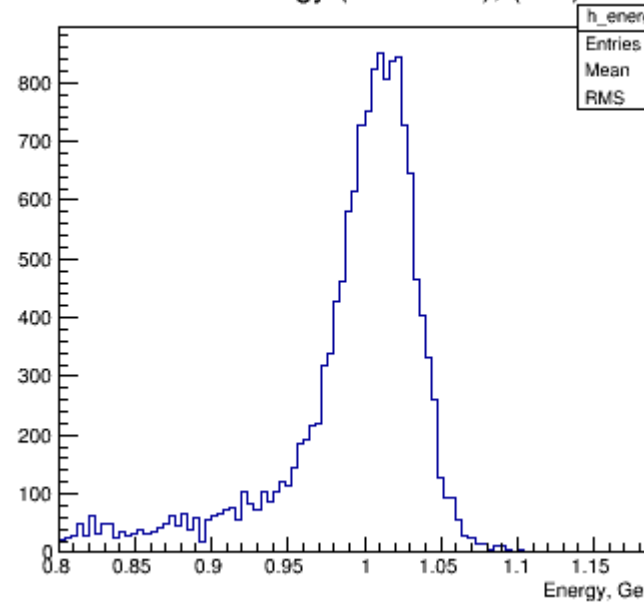


2) [energy_1GeV.png](#), downloaded 1534 times

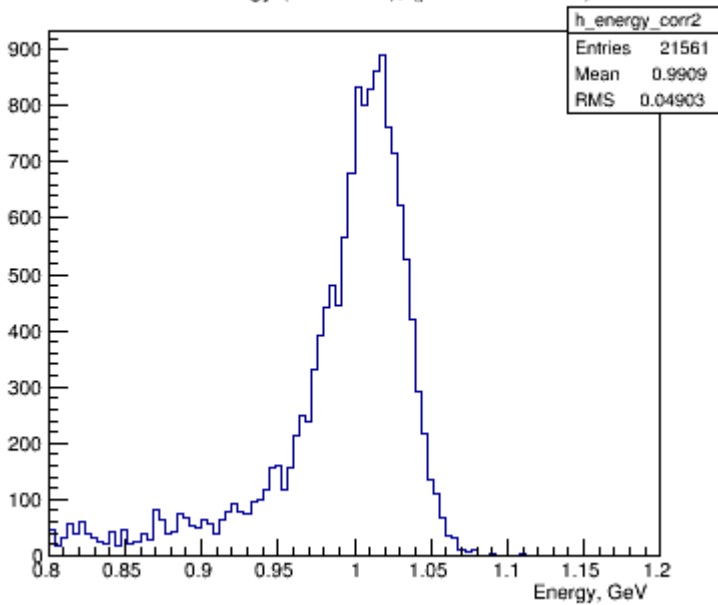
Cluster energy



Cluster energy (corrected), (hist)

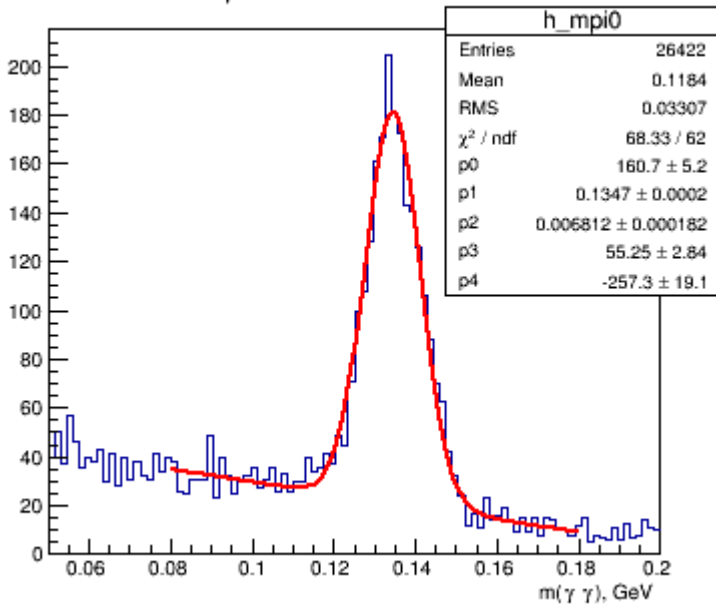


Cluster energy (corrected), (parametrization)

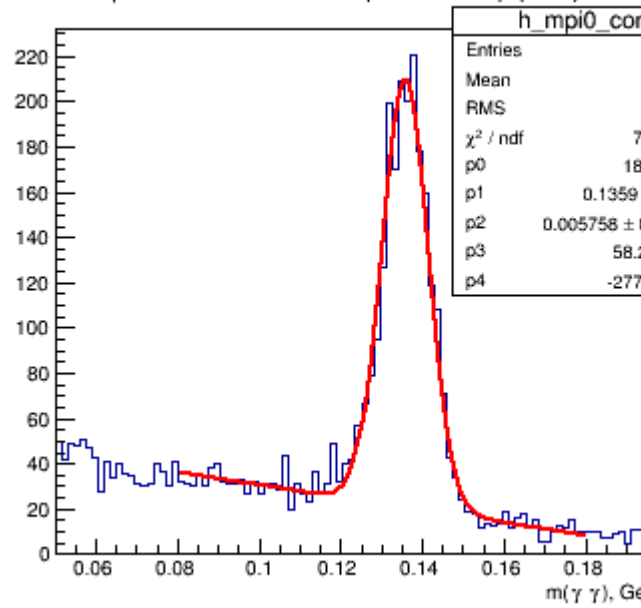


3) [mpi0.png](#), downloaded 1534 times

pi0 invariant mass



pi0 invariant mass (corrected) (hist)



pi0 invariant mass (corrected) (parametrization)

